

Fairfield County Youth Behavior Survey 2018



OHIO
UNIVERSITY



2,106 Youth Surveyed
712 Seniors 1394 Sophomores

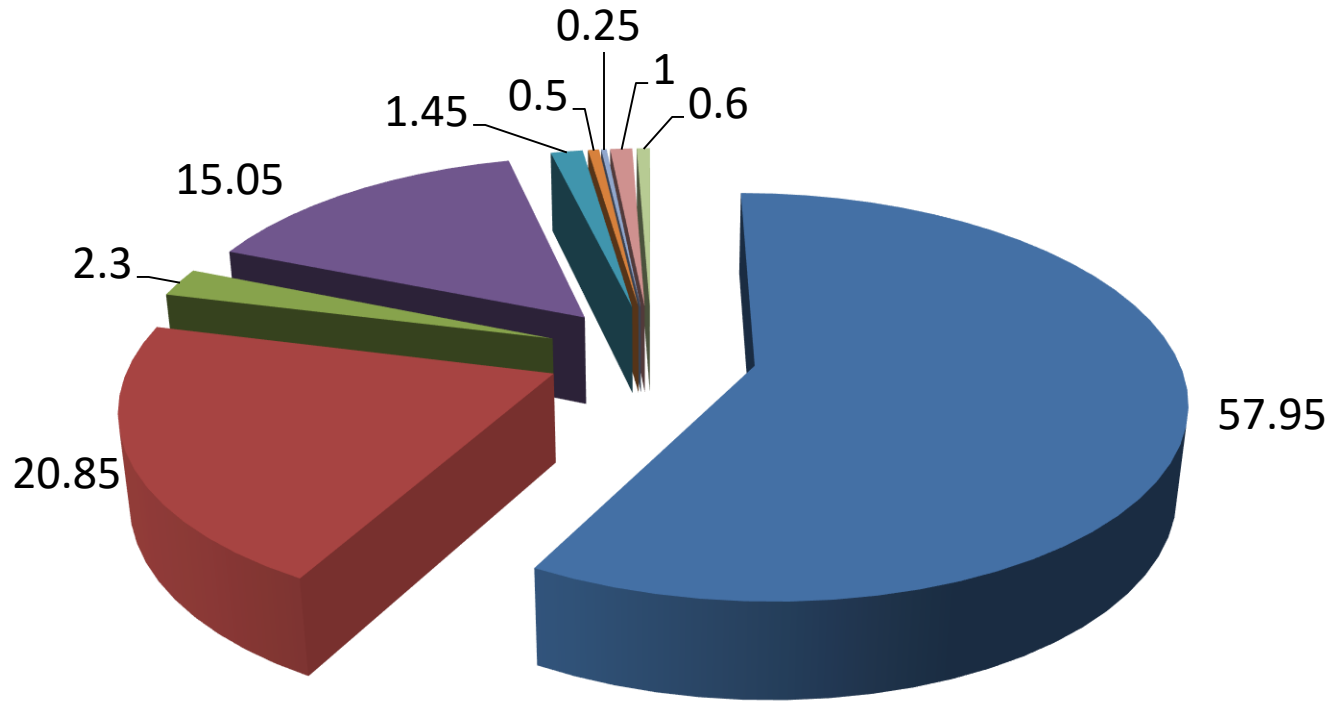
Participating Schools

**Amanda - Clearcreek Local School District
Berne Union Local School District
Bloom - Carroll Local School District
Fairfield Union Local School District
Lancaster City School District
Liberty Union -Thurston Local School District
Pickerington Local School District - Central
Pickerington Local School District - North
Walnut Township Local School District**

Student Demographics

Family Status

10th and 12th combined 2018



■ Two Bio Parents
■ Parent and Step
■ Group Home

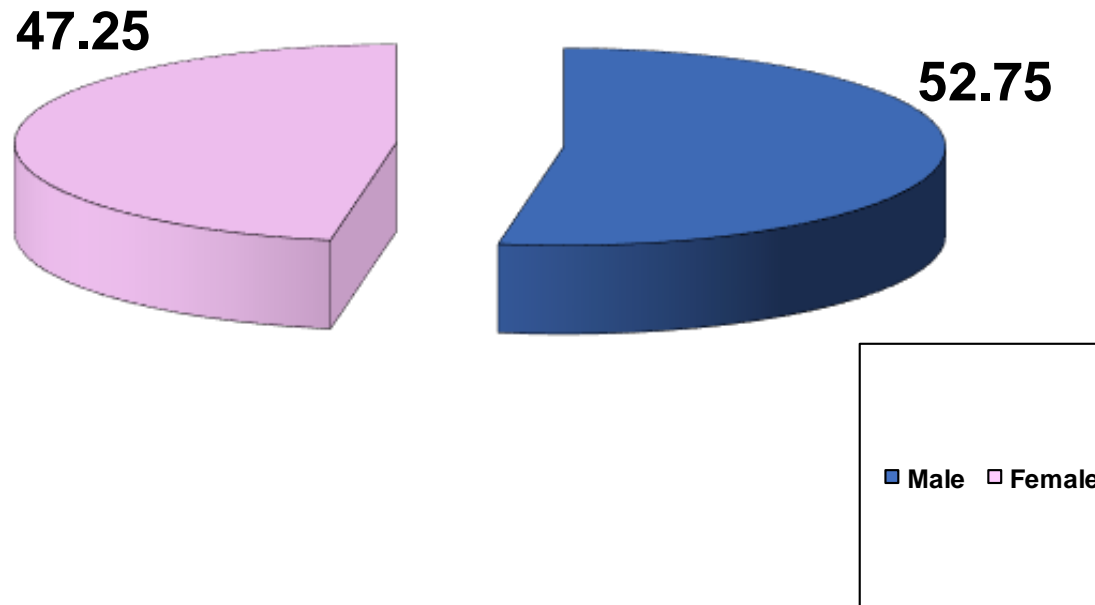
■ Single Parent
■ Legal Guardian
■ Live Independently

■ Grandparent
■ Foster Parent
■ Other Relative

Student Demographics – Gender

10th and 12th combined

2018

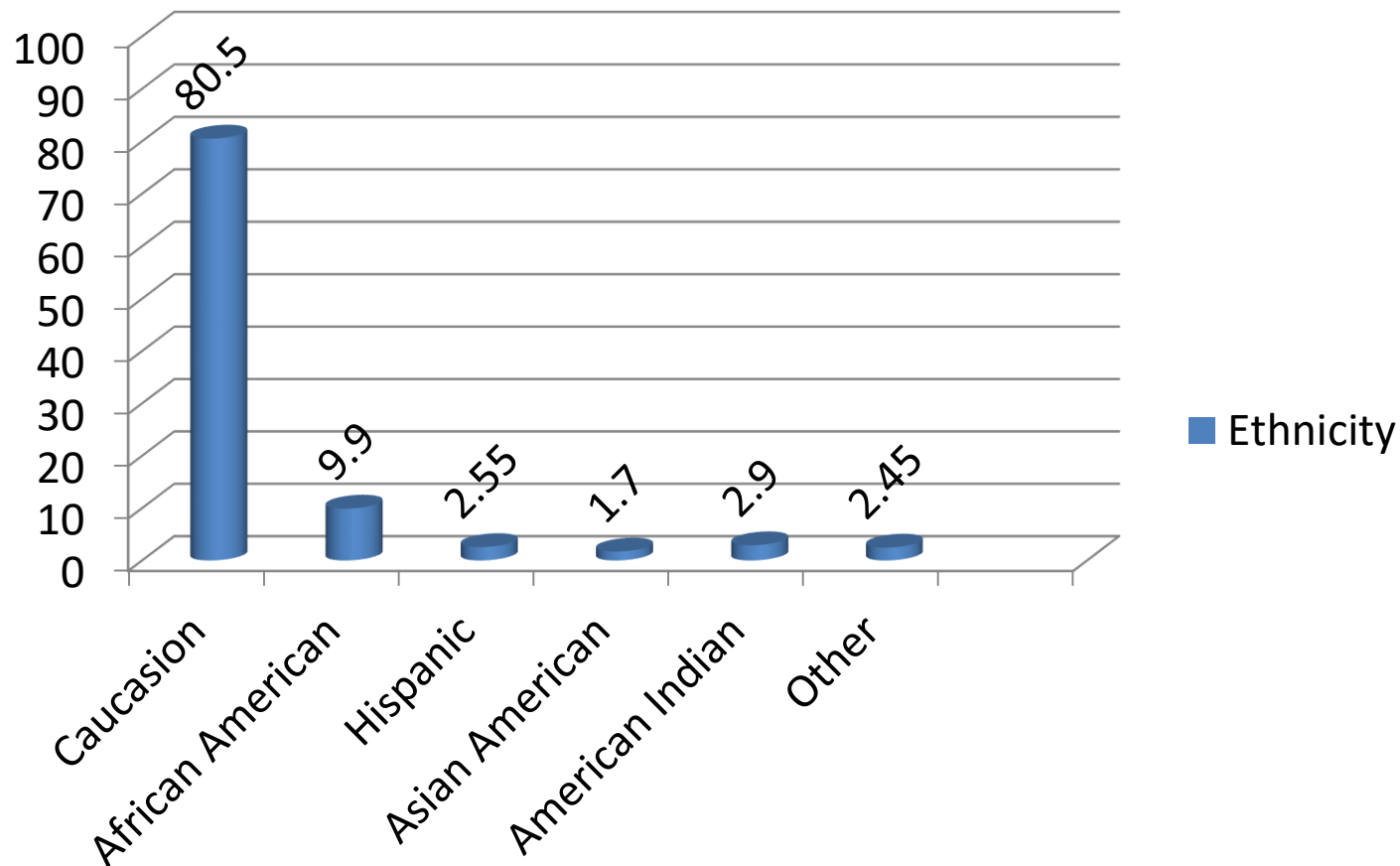


Student Demographic – Ethnicity

10th and 12th grades combined

2018

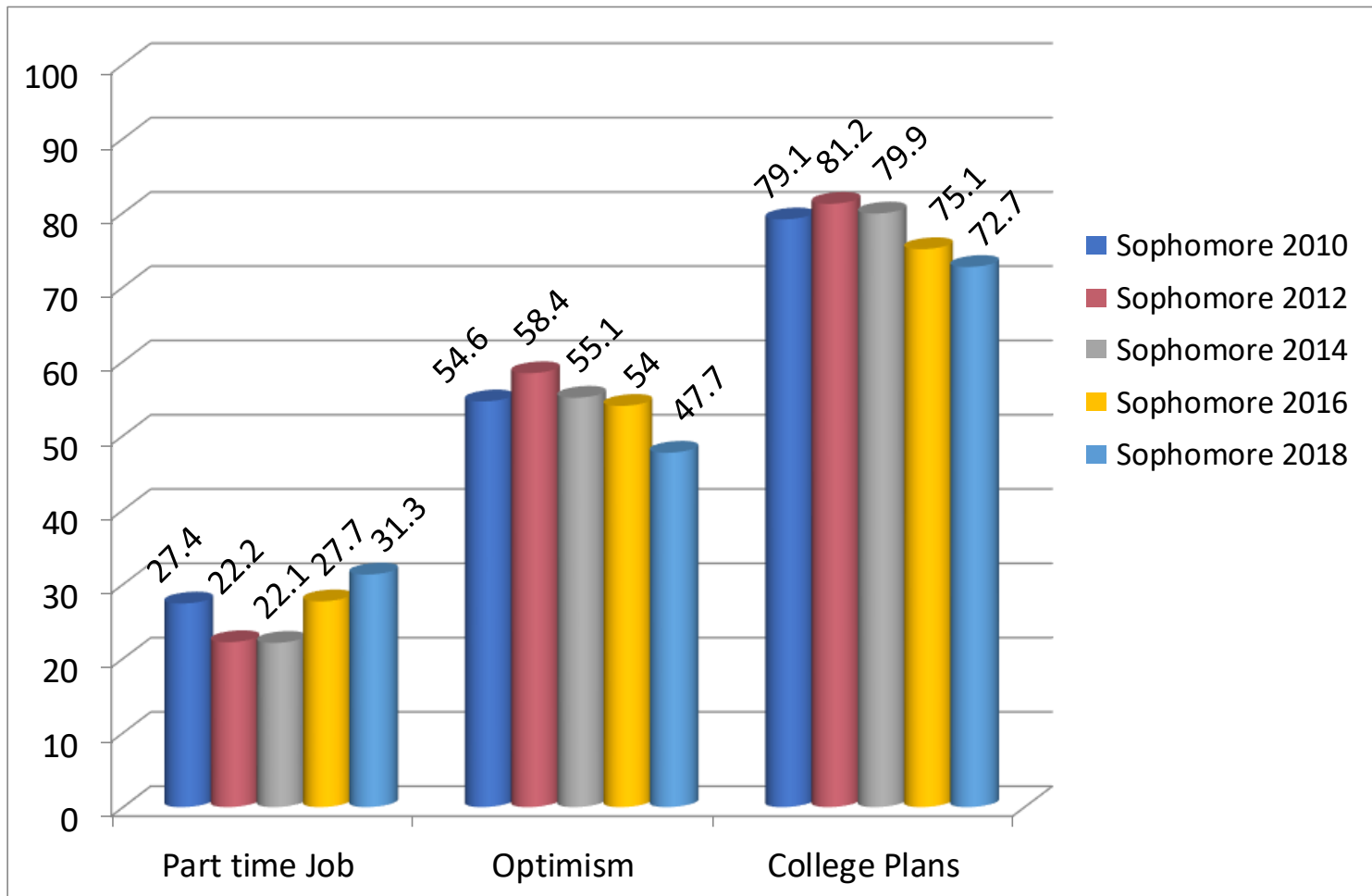
Percentage (%) of all students surveyed



Student Profile – 2010-2018

Sophomores %

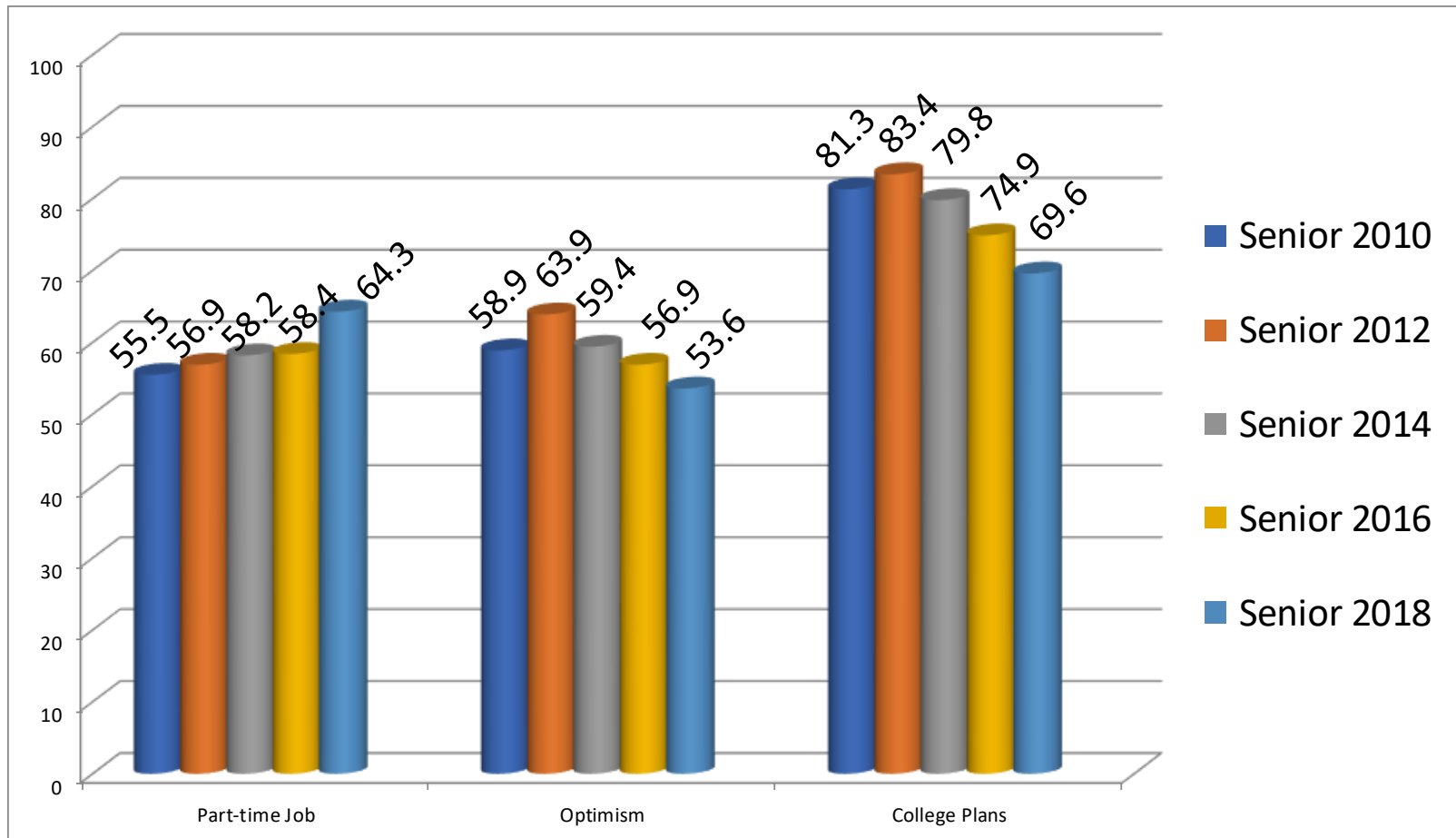
Jobs, Optimism, College



Student Profile – 2010-2018

Seniors %

Jobs, Optimism, College



Substance Abuse

- **Lifetime Use**
- **30 Day Use**
- **Rx Drugs**
- **Marijuana**
 - **Wax and Dabs**
- **Age of Onset**
- **Access**



Fairfield County and the Nation

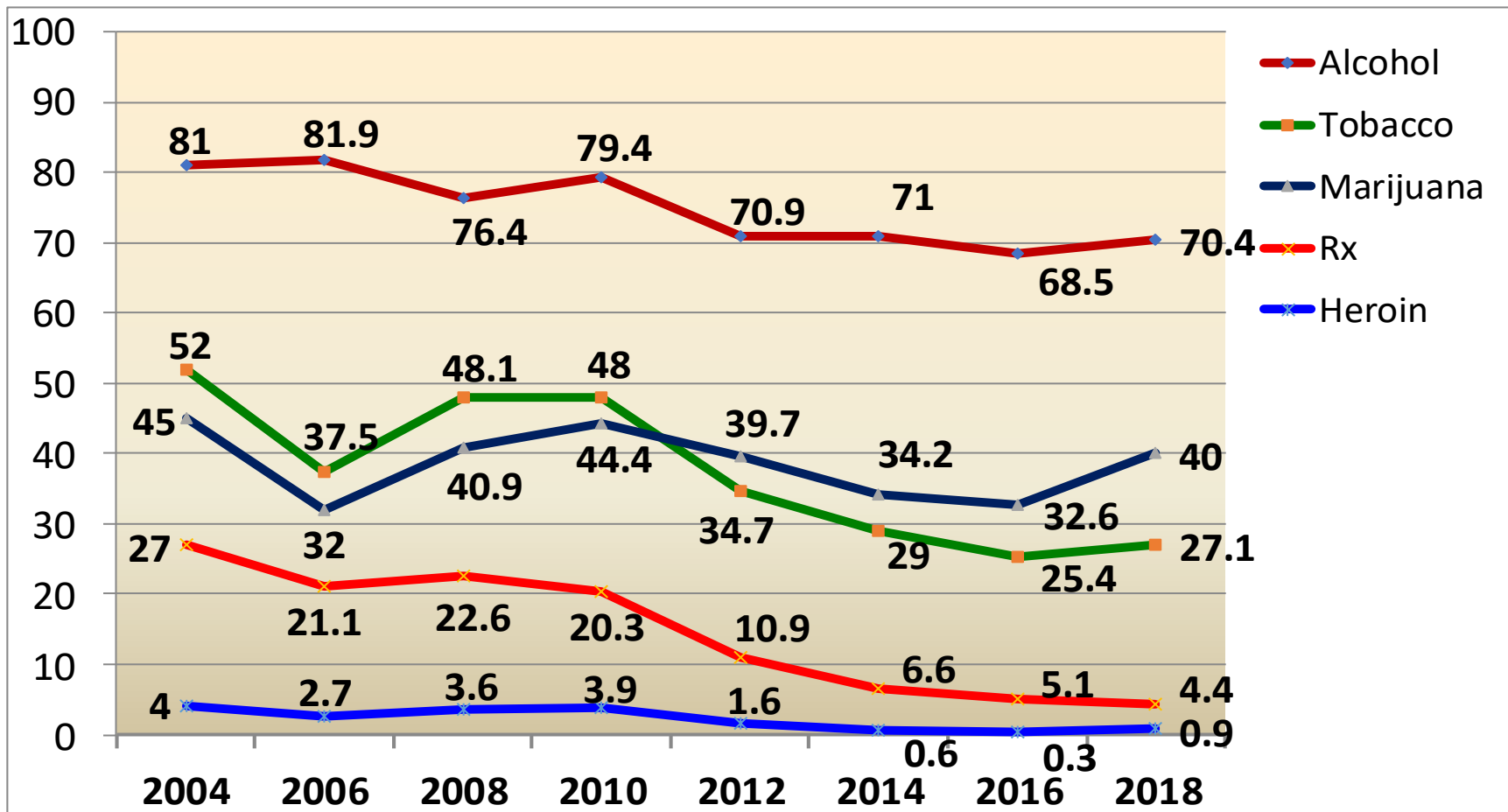
Lifetime Prevalence – Seniors 2018 %

	Fairfield County					Nation*				
	2010	2012	2014	2016	2018	2009	2011	2013	2015	2017
Alcohol	79.4	70.9	71.0	68.5	70.4	72.3	70	68.2	64	61.5
Tobacco/cigarettes	48	34.7	29.0	25.4	27.1	43.6	40	38.1	31.1	26.6
Marijuana	44.4	39.7	34.2	32.6	40.0	42	45.5	45.5	44.7	45.0
Marijuana Concentrates (Wax, Dab) **	X	X	X	13.1	20.2	X	X	X	X	X
Rx	20.3	10.9	6.6	5.1	4.4	20.2	21.7	21.5	18.3	16.5
Inhalants	7.6	3.3	3.4	2.2	2.4	9.5	8.1	6.9	5.7	4.9
Cocaine	7.6	3.6	1.9	3.2	2.6	6.0	5.2	4.5	4.0	4.2
Heroin	3.9	1.6	.6	.3	.9	1.2	1.4	1.0	.8	0.7
Methamphetamine	2.9	2.0	.5	1.0	1.0	2.4	2.1	1.5	1.0	1.1
Synthetics (Bath Salts, K2, Spice)	X	11.4	6.1	2.9	1.6	X	X	X	X	X
Electronic Vaping (E- Cigarettes)	X	X	X	37.8	53.5	X	X	X	35.5	35.8

Trend: Lifetime Use

Fairfield County Seniors

Percentage %



Fairfield County and the Nation

Thirty-Day Prevalence – Seniors 2018

	Fairfield County					Nation *				
	2010	2012	2014	2016	2018	2009	2011	2013	2015	2017
Alcohol	34.7	21.1	19.6	19.1	21.8	43.5	40	39.2	35.3	33.2
Tobacco/cigarettes	22.5	14.1	9.9	8.0	7.8	20.1	18.7	16.3	11.4	9.7
Marijuana	20.3	16.4	14.2	14.6	18.2	20.6	22.6	22.7	21.3	22.9
Marijuana Wax, Dabs **	X	X	X	4.6	10.6	X	X	X	X	X
Rx	5.7	2.4	.4	1.0	0.8	7.3	7.2	7.1	5.9	4.9
Inhalants	0.8	.5	.2	.2	0.2	1.2	1.0	1.0	.7	0.8
Cocaine	1.2	.7	.2	.1	0.2	1.3	1.1	1.1	1.1	1.2
Heroin	1.4	.4	.1	.1	0.1	.4	.4	.3	.3	0.3
Methamphetamine	1.0	.5	.2	.4	0.3	.5	.6	.4	.4	0.3
Synthetics (Bath Salts, K2, Spice)	X	1.4	.1	.3	0.1	X	X	X	X	X
Electronic Vaping, E- Cigs**	X	X	X	16.7	27.8	X	X	X	16.2	16.6

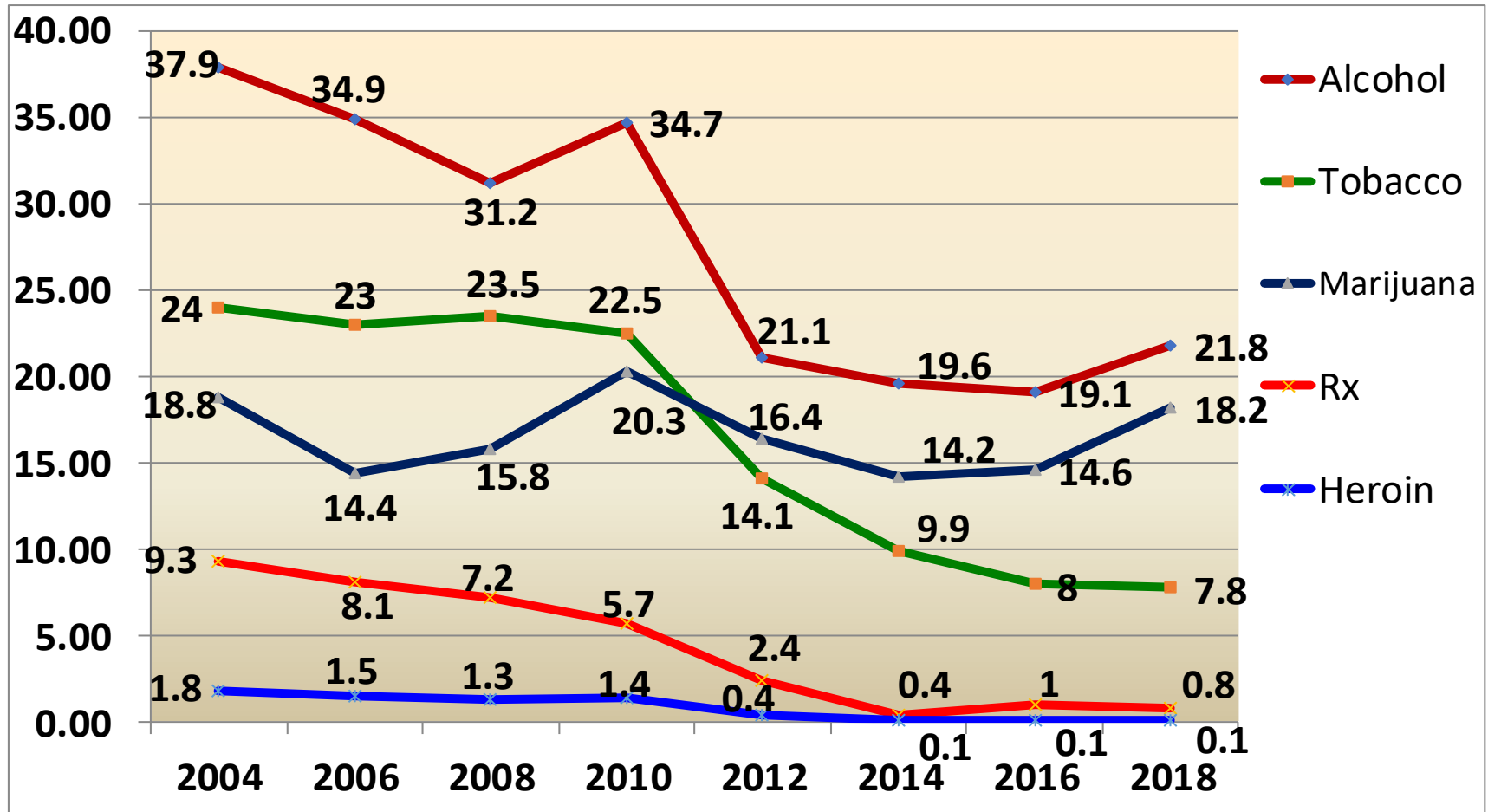
**** New Data**

*** Monitoring the Future**

Trend: 30 Day Use

Fairfield County Seniors

Percentage %

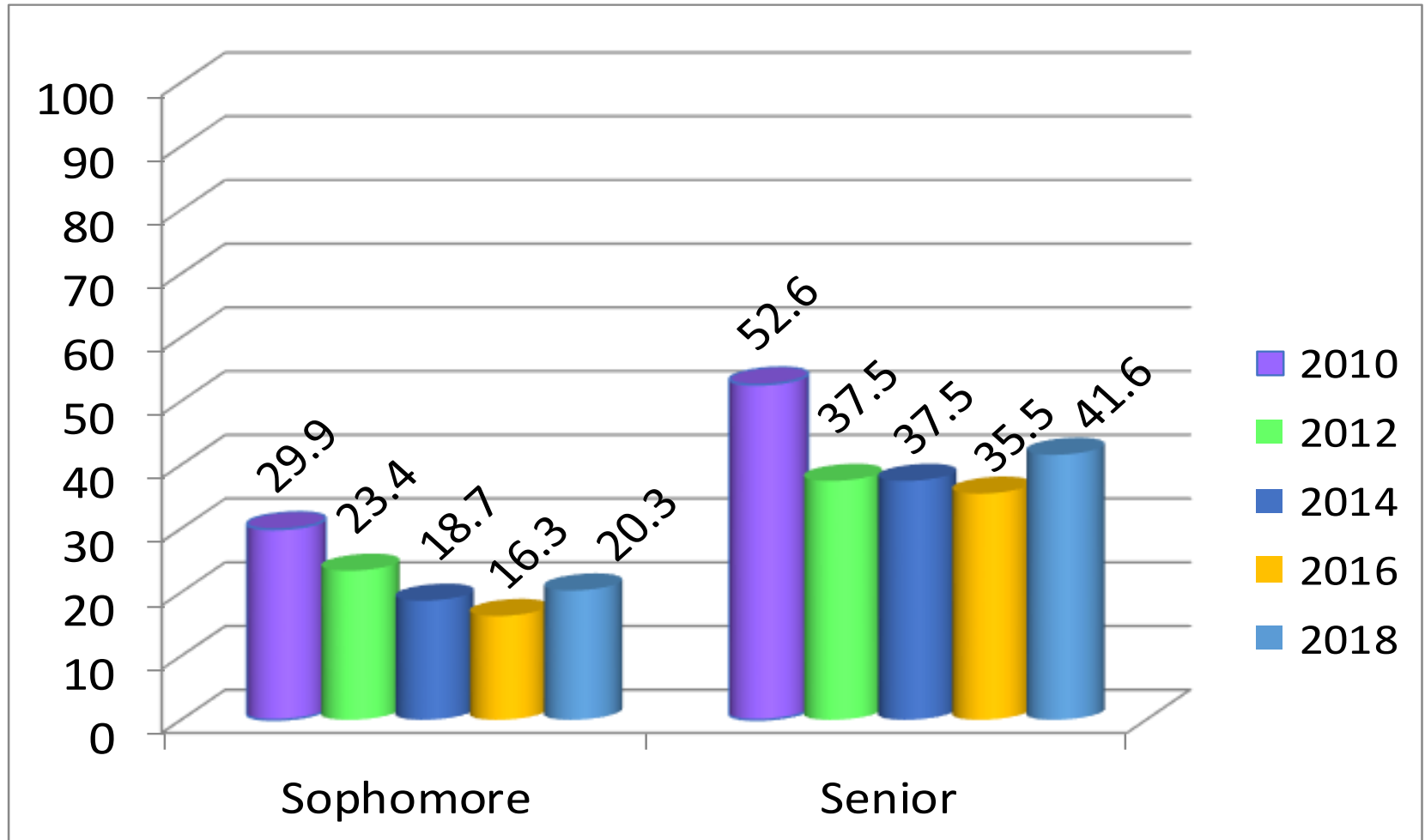


Binge Drinking

Of those who report drinking alcohol...

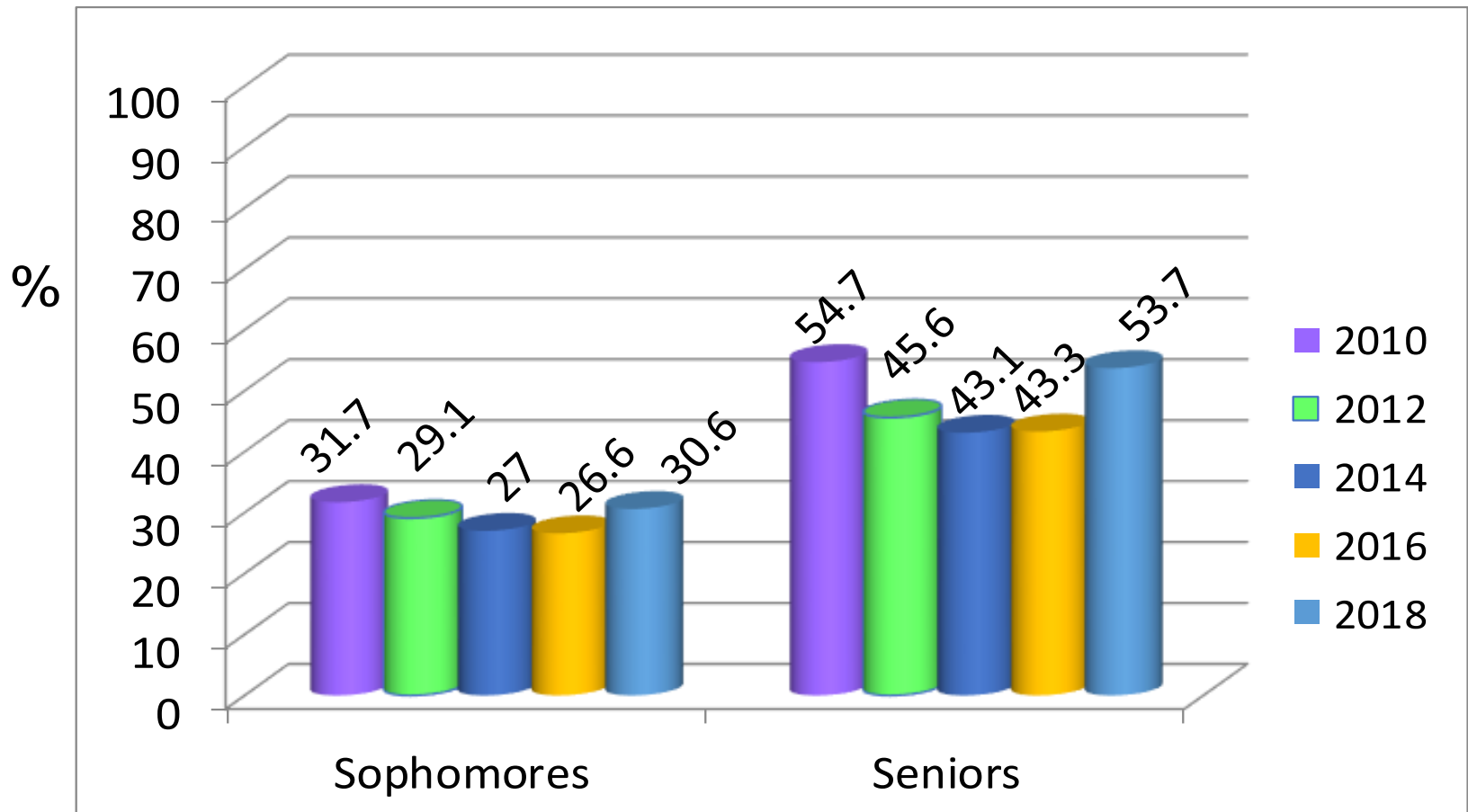
% who had 5 or more within a few hours

2010-2018



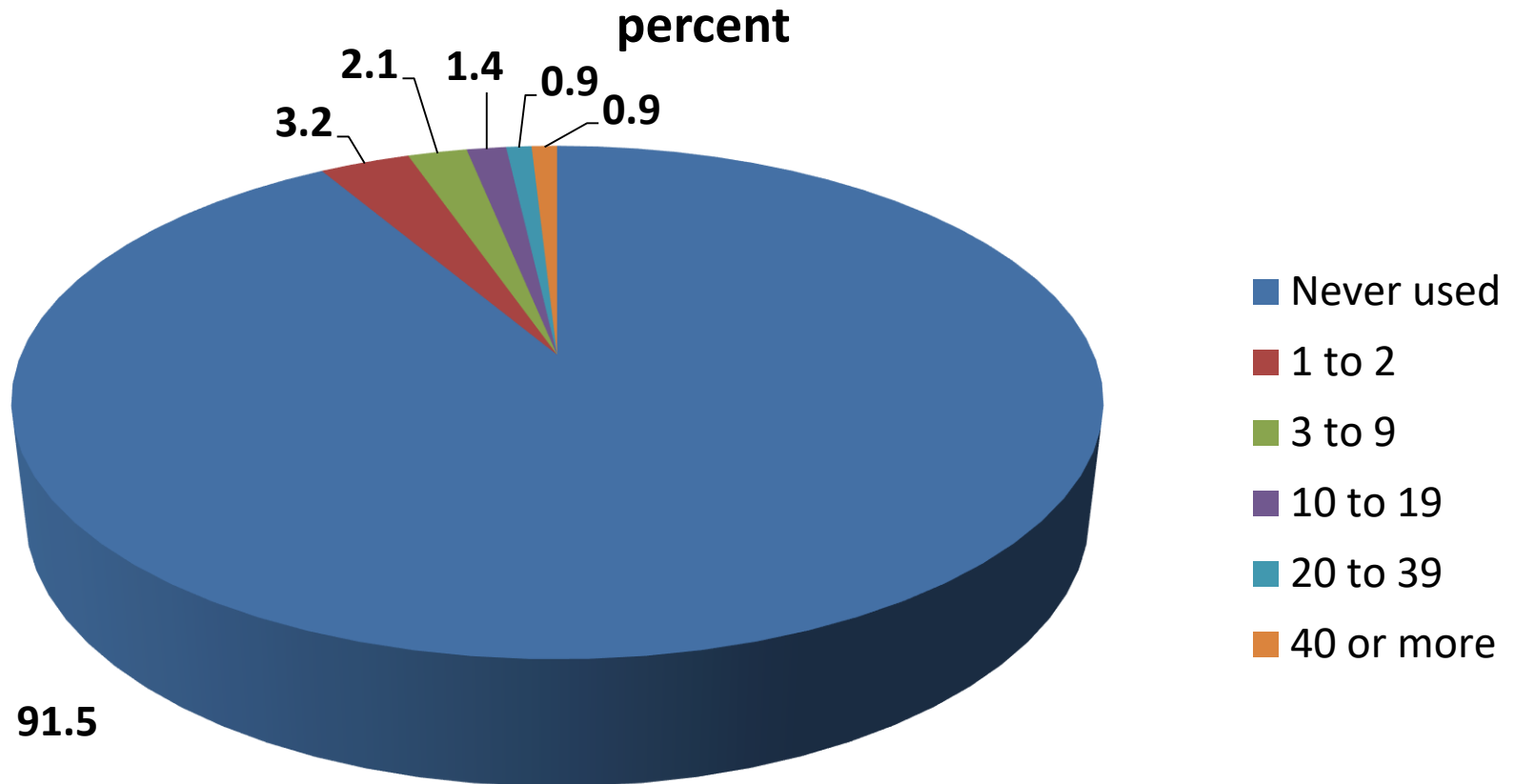
Attended Party Where Parents Allow Alcohol

2010-2018 %



Illegal Use of Rx Drugs – Lifetime

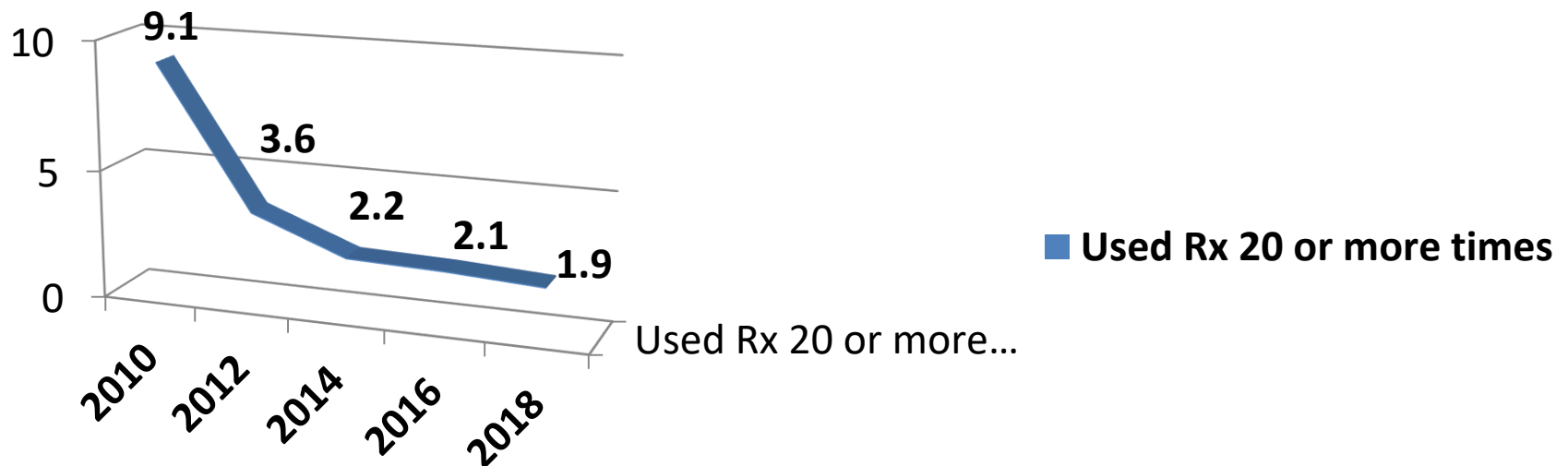
of times used – Seniors 2018



Used Rx Drugs 20 or more times

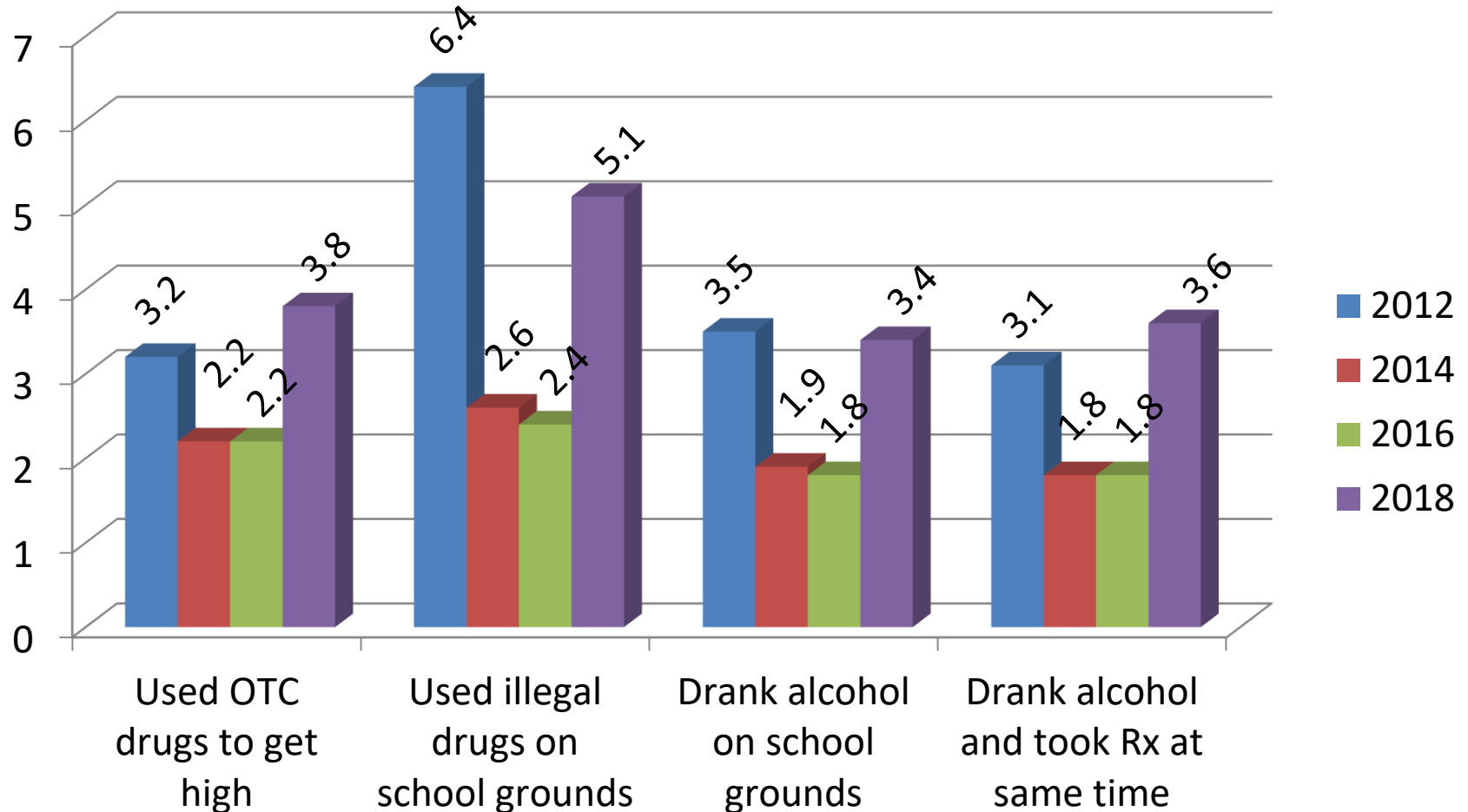
2010-2018

Used Rx Drugs 20 or more times
Seniors
Lifetime %

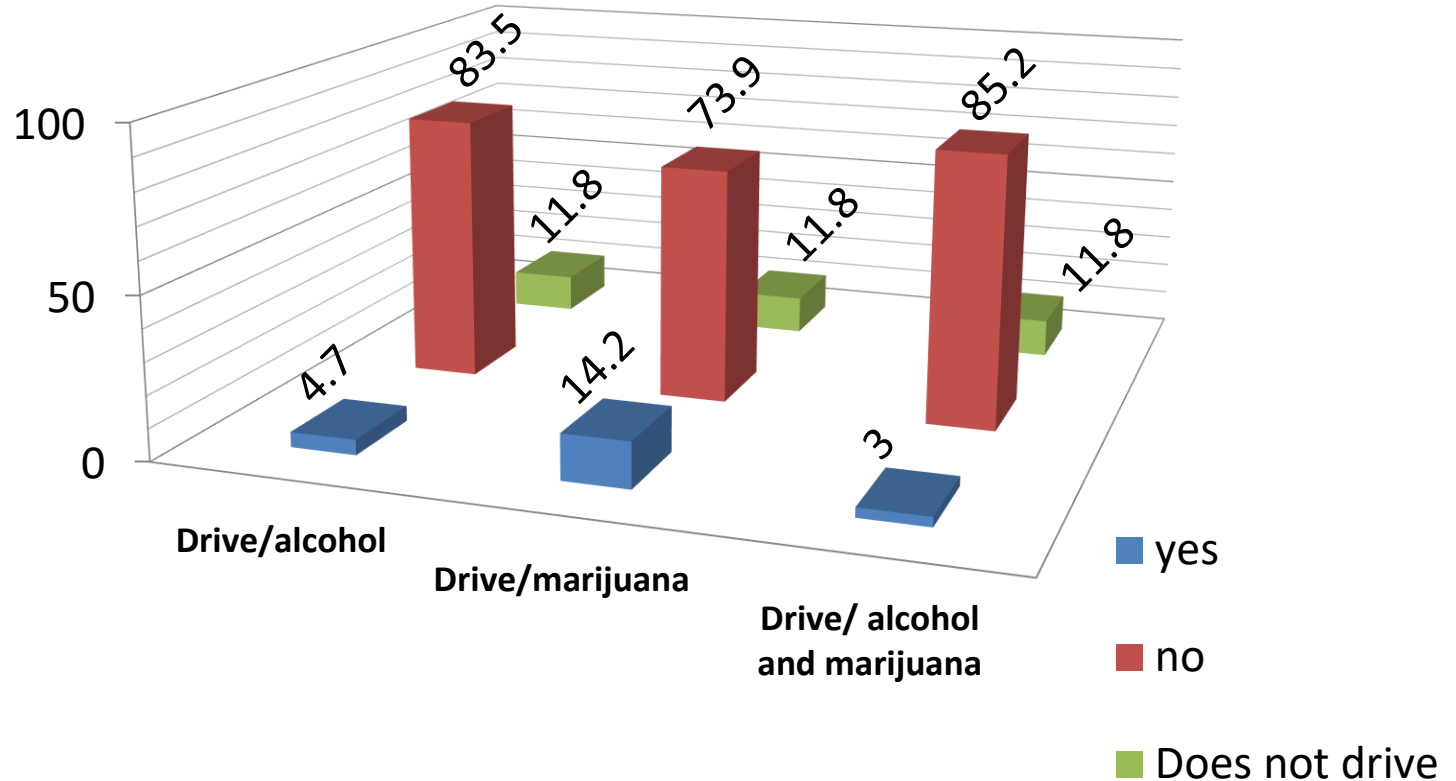


Tracking Recent Data Seniors 2012-2018

Past 30 Days Percent %



Driving Data - Seniors 2018



Marijuana

Marijuana Extracts

Smoking THC-rich resins extracted from the marijuana plant is on the rise. People call this practice dabbing.

These extracts come in various forms, such as:

- **hash oil or honey oil—a gooey liquid**
- **wax or budder—a soft solid with a texture like lip balm**
- **shatter—a hard, amber-colored solid**

These extracts can deliver extremely large amounts of THC to the body, and their use has sent some people to the emergency room. Another danger is in preparing these extracts, which usually involves butane (lighter fluid).

Marijuana Extracts



Shatter



Wax



Crumble

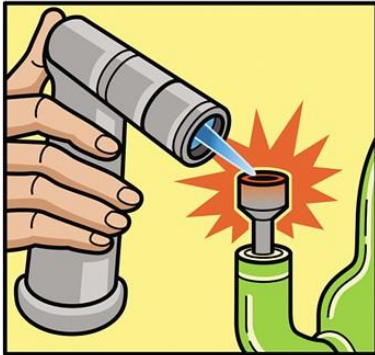


Budder



Oil

Dabbing



STEP 1: USE A BLOWTORCH TO HEAT UP THE NAIL



STEP 2: USE A DABBER (OR SCALPEL) TO PICK UP A CHUNK OF CONCENTRATE



STEP 3: DROP THE CONCENTRATE ONTO THE HOT NAIL AND INHALE



STEP 4: FIND YOURSELF THE NEAREST COUCH AND STAY THERE



Dab Pen



Data for 2016 and 2018

Electronic Vape and Dabs/Wax


Seniors %

Electronic Vape	Lifetime Use	30 Day Use	Ease of Access
2016	37.8	16.7	X
2018	53.5	36.8	X
Marijuana Dabs/Wax	Lifetime Use	30 Day Use	Ease of Access
2016	13.1	4.6	41.9
2018	20.2	10.6	50.0

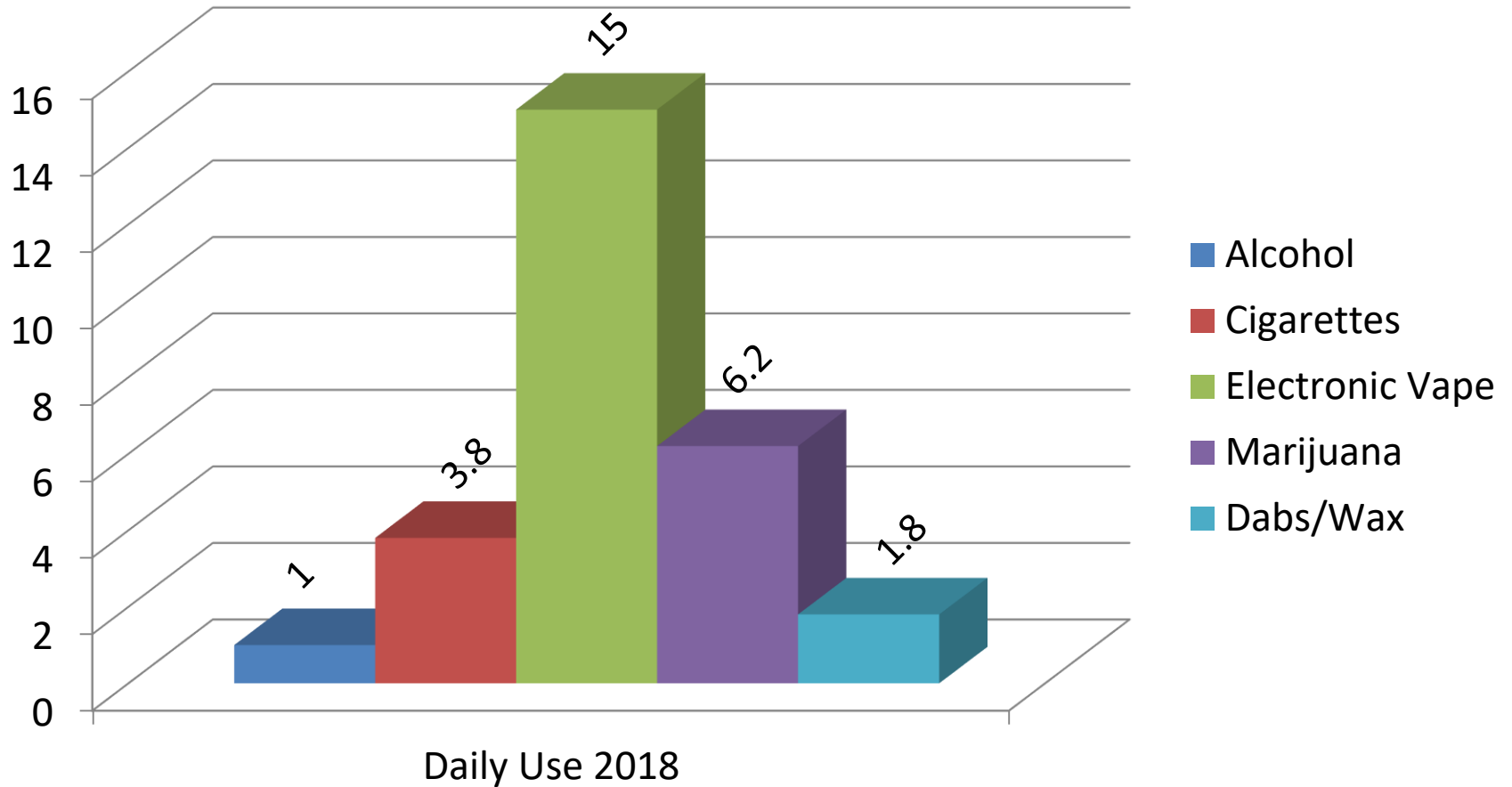
Vaping Devices and Juul



Types of Vaping Devices



Daily Use - Seniors % 2018



Age of Onset

Seniors 2004-2018

Years	2004	2006	2008	2010 *	2012	2014	2016	2018
Alcohol	14.31	14.41	14.58	14.05	14.94	14.96	15.13	15.01
Cigarettes	13.78	13.94	14.34	14.01	14.57	14.81	15.16	14.67
Marijuana Pot, Weed	14.63	14.60	14.89	14.65	14.99	15.15	15.25	15.31
Rx Drugs	14.85	14.59	15.60	14.84	15.08	15.54	15.35	15.73
Synthetics (Bath Salts, K2, Spice)	X	X	X	X	15.56	15.13	14.85	14.50
Electronic Vape	X	X	X	X	X	X	16.24	15.97
Marijuana Wax, Dabs	X	X	X	X	X	X	15.96	15.88

*** Note: In 2010 age of onset was the youngest for all drugs since the current survey began in 2004**

Access

Very Easy and Somewhat Easy

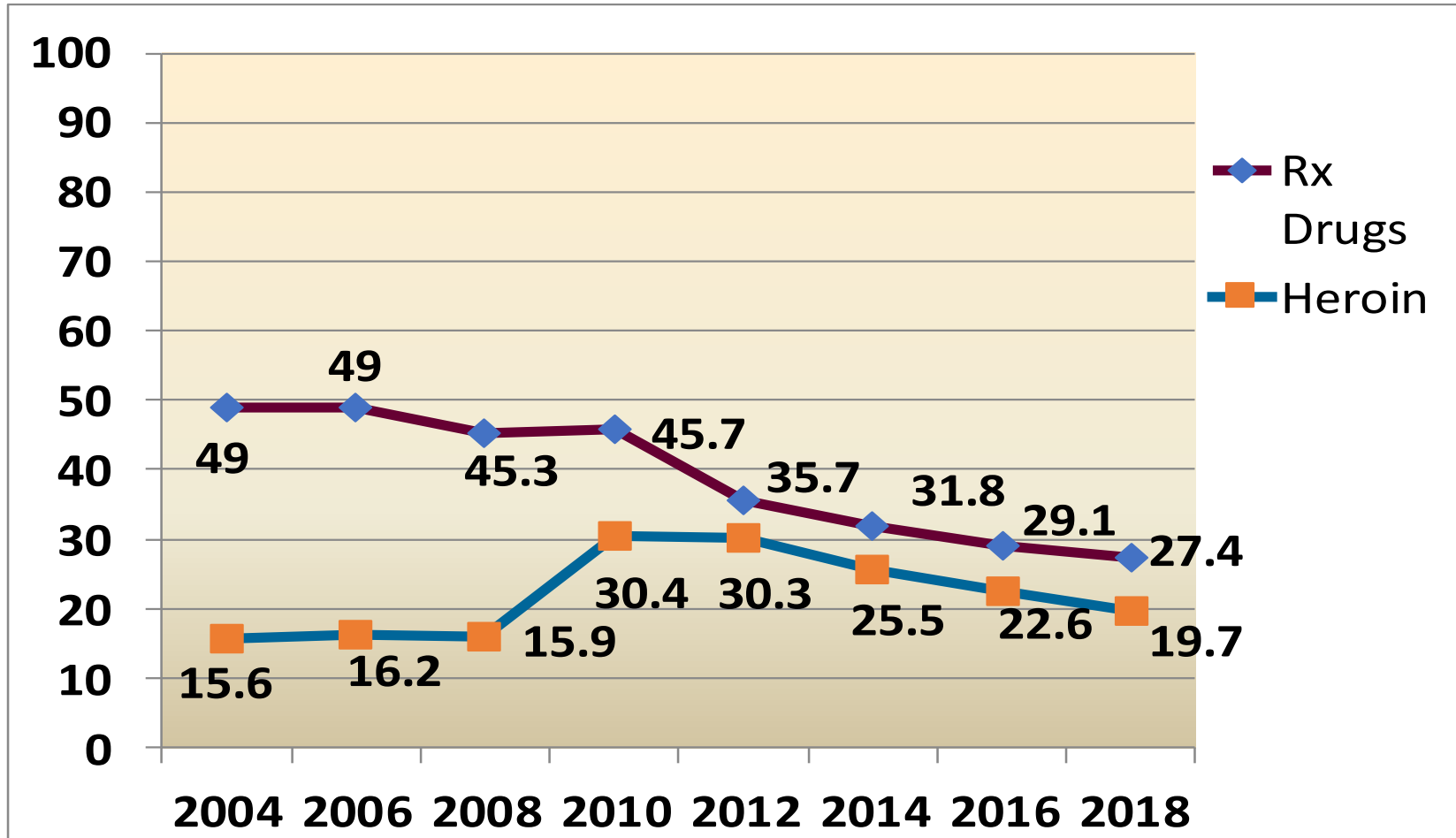
Seniors Percent %

	2004	2006	2008	2010	2012	2014	2016	2018
Alcohol	85	84.2	84.2	83.3	79.1	76.7	73.4	74.5
Cigarettes	85.5	84.7	75.3	84.3	79.6	75.2	69.8	70.2
Marijuana Pot, Weed	69	67.3	66.2	73.1	68.1	68.3	63.6	67.2
Marijuana Dabs, Wax	X	X	X	X	X	X	41.9	50.0
Rx	49	49	45.3	45.7	35.7	31.8	29.1	27.4
Heroin	15.6	16.2	15.9	30.4	30.3	25.5	22.6	19.7
Meth	18	18.7	14.7	14.2	14	16.7	16.7	15.2
Synthetics	X	X	X	X	29.4	22.1	16.7	15.4 * not as easy to access

Ease of Access Trend

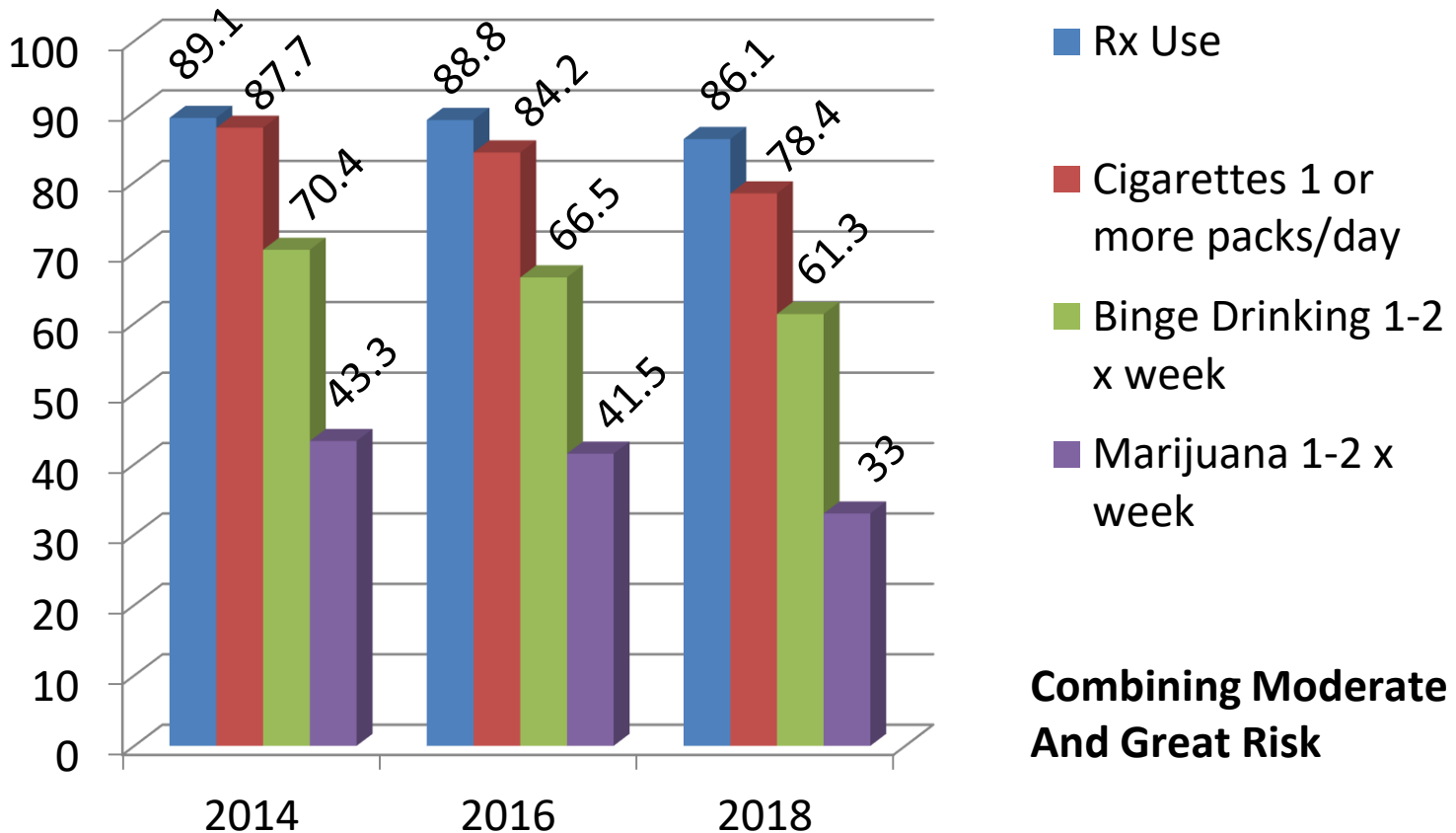
Prescription Drugs (Rx) and Heroin

% of Seniors indicating very easy and somewhat easy access



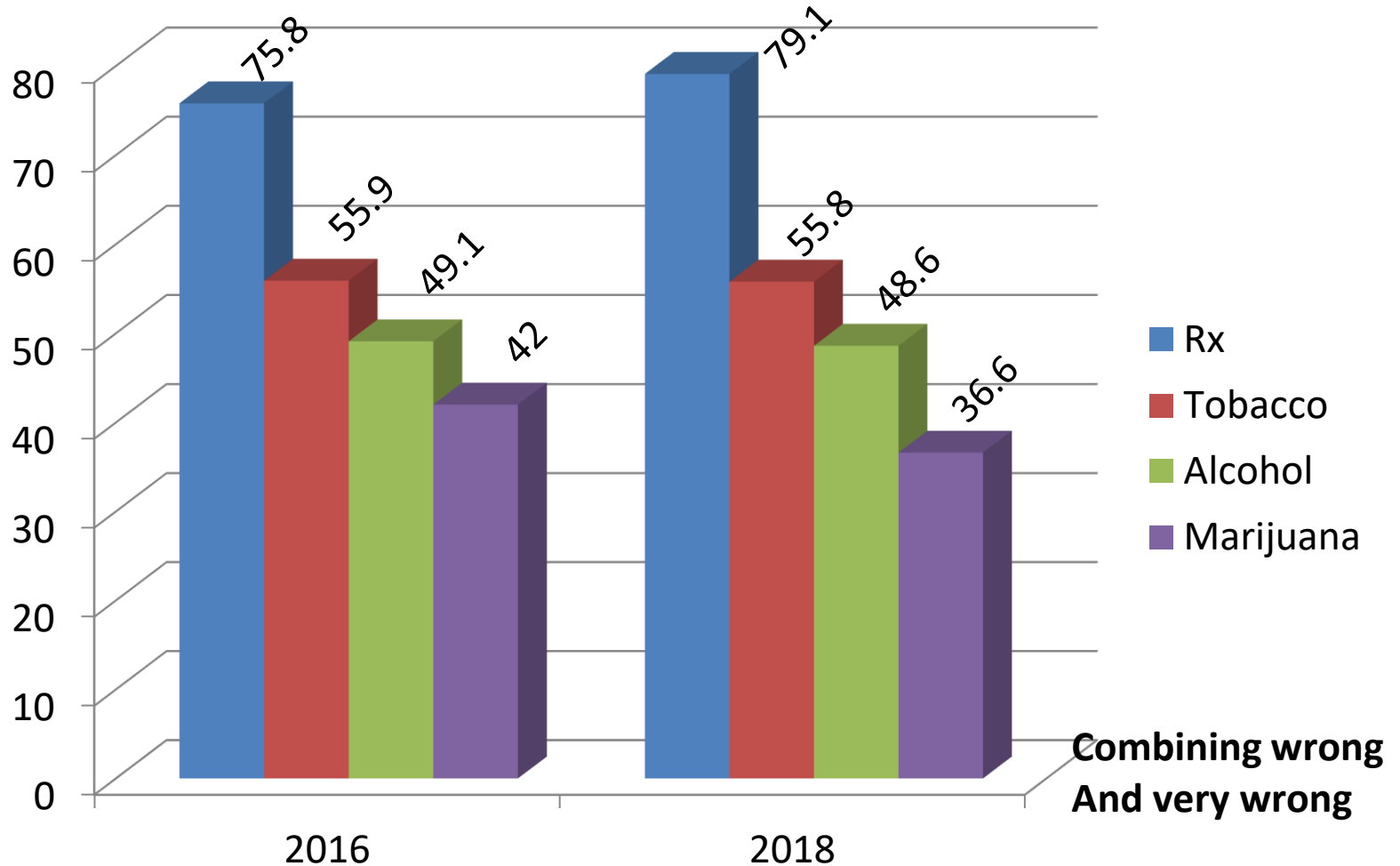
Perception of Risk of Harm

Seniors 2018 %

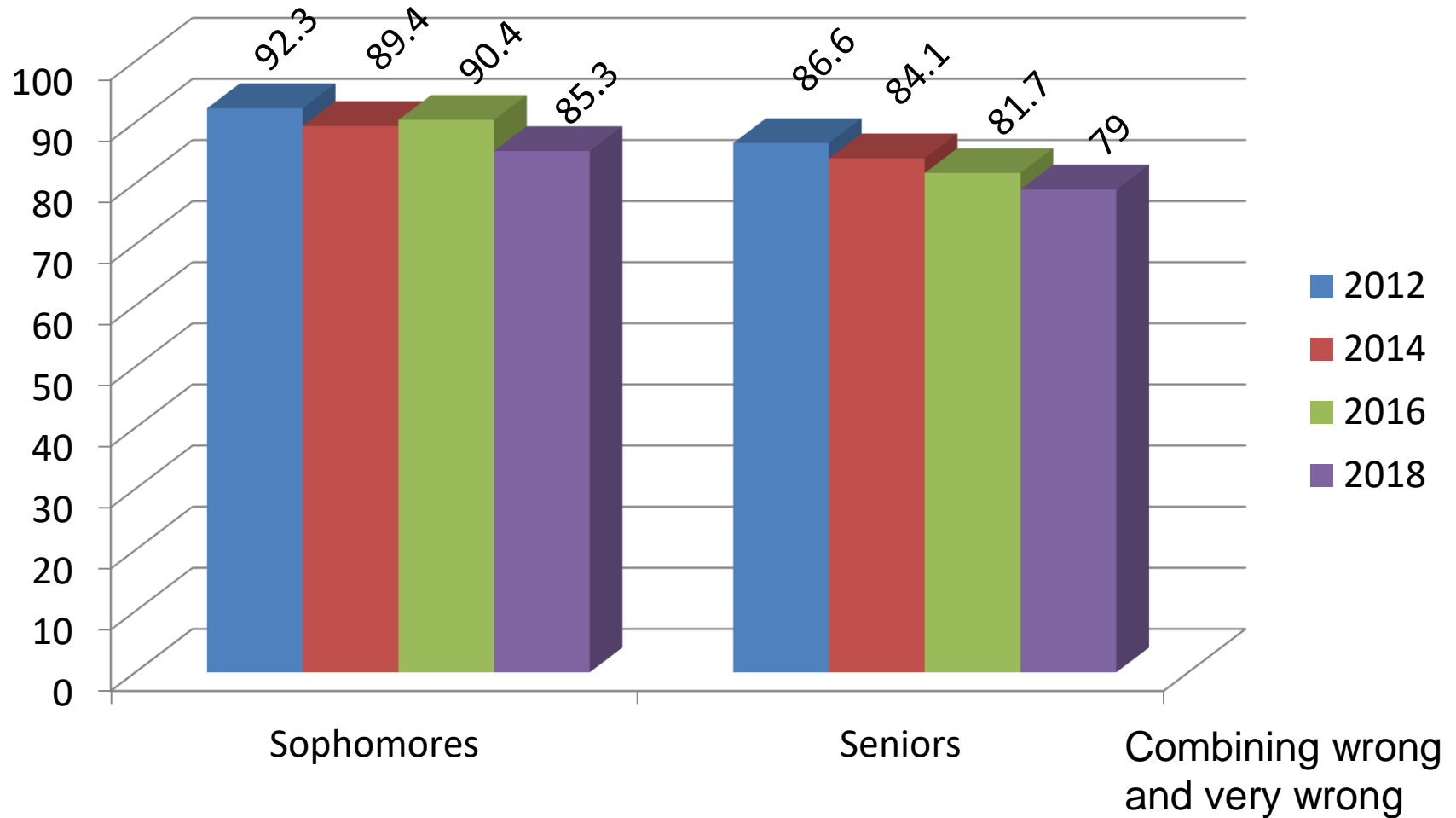


Peer Disapproval

Seniors 2018 %



Perception of Parental Disapproval Marijuana 2012-2018



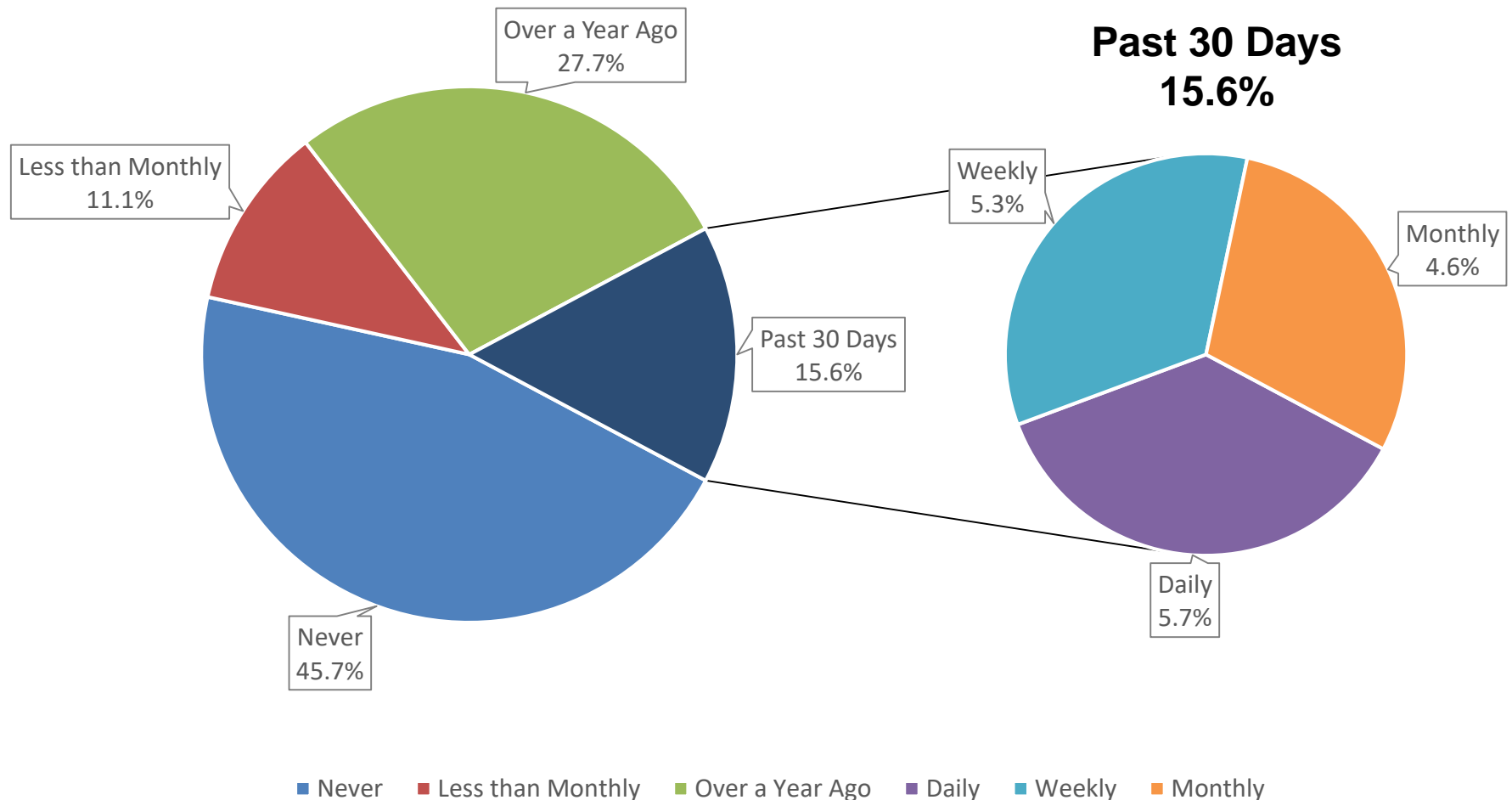
Behavioral Health

- **Bullying**
- **Suicide**
- **Sexual Activity**
- **Computers**
- **Gambling**



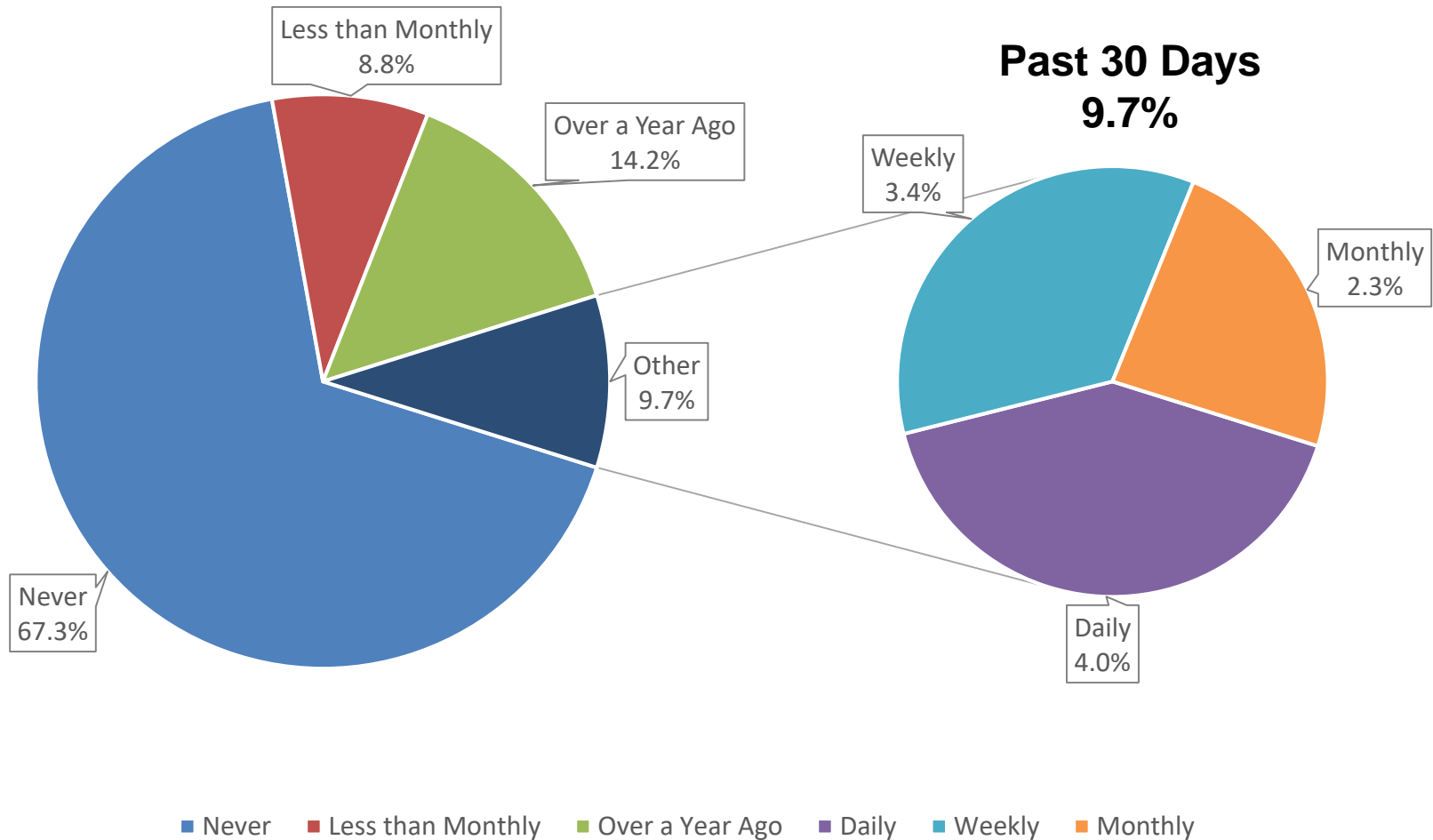
Have You Been Bullied or Teased?

Seniors 2018 %



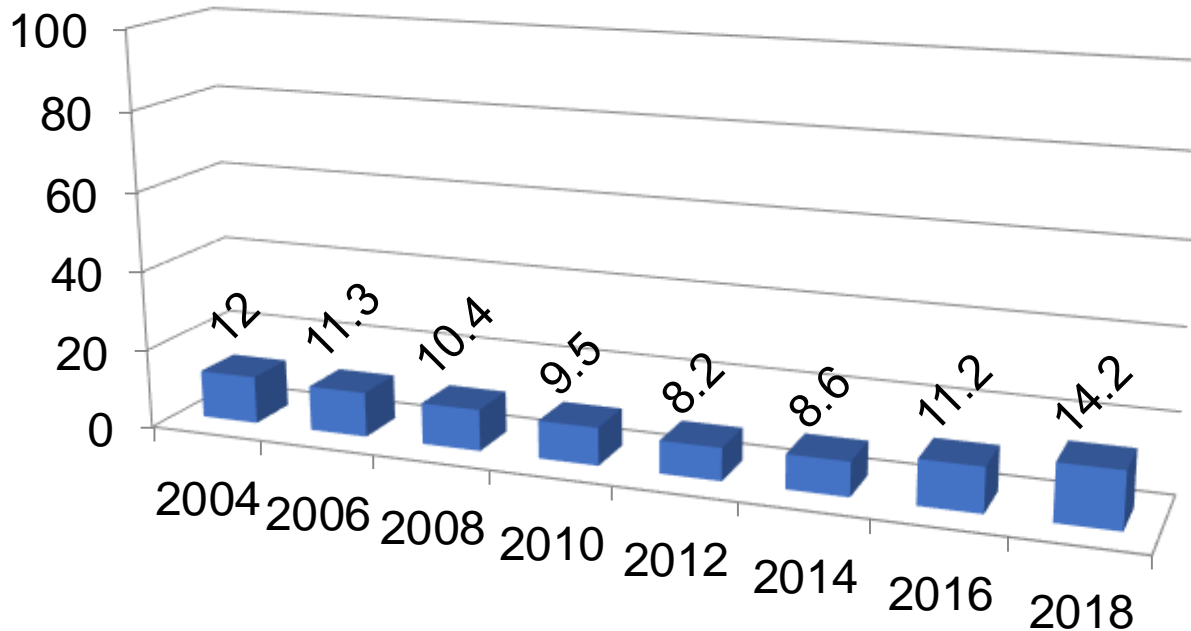
Have You Bullied or Teased Others?

Seniors 2018 %



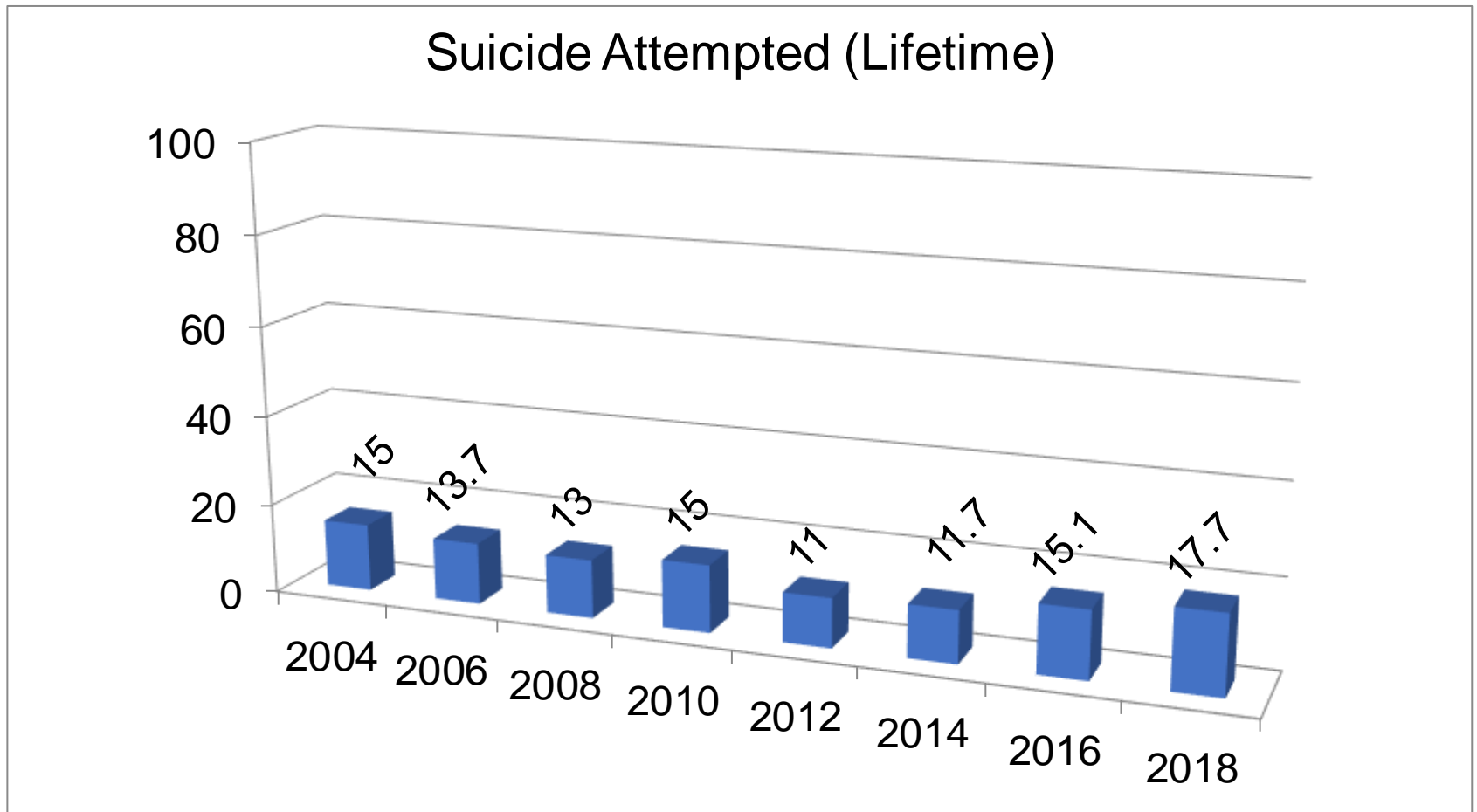
Suicidal Thoughts Past Month

Seniors 2004 - 2018 percent

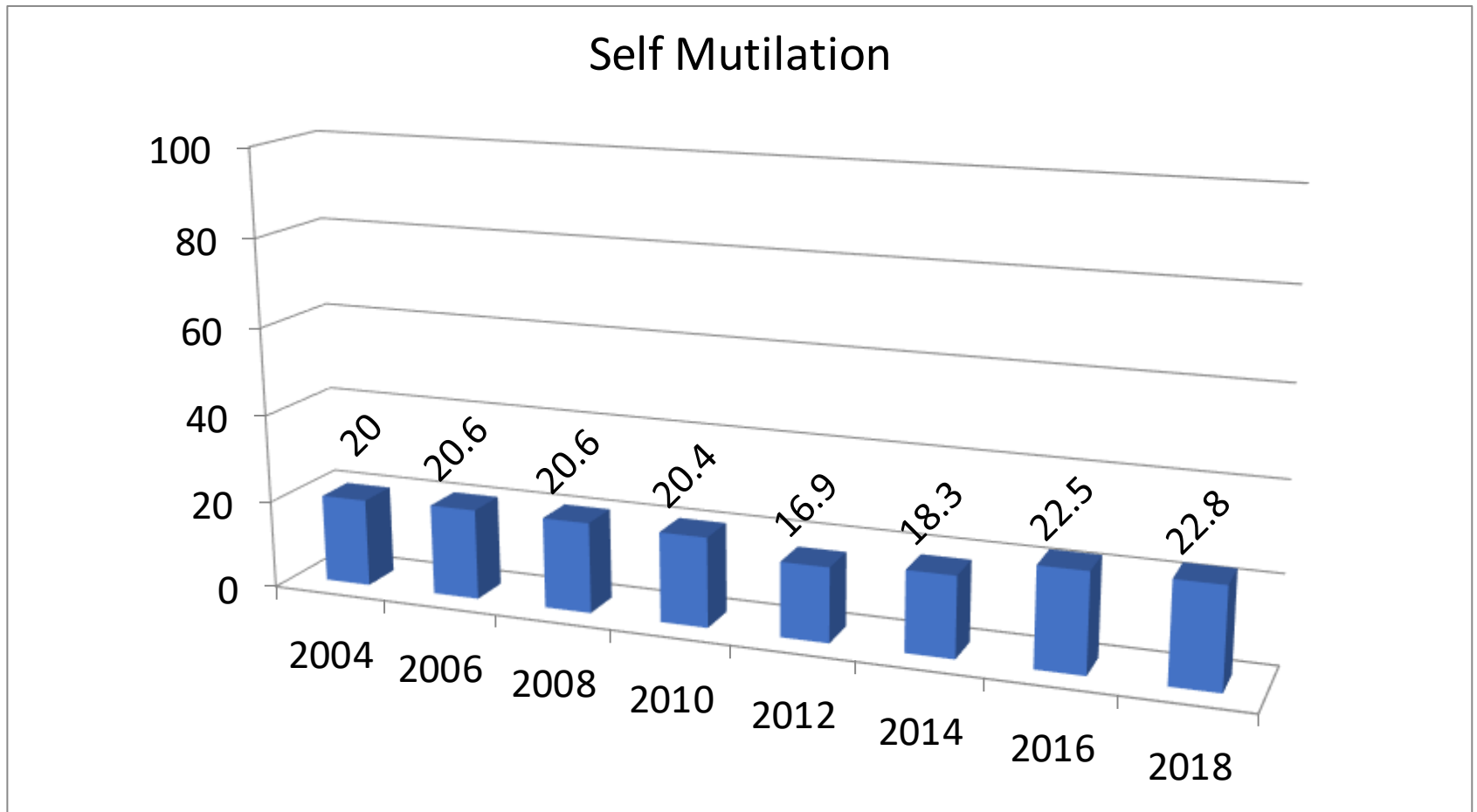


Suicide Attempts – Lifetime

Seniors 2004-2018 percent

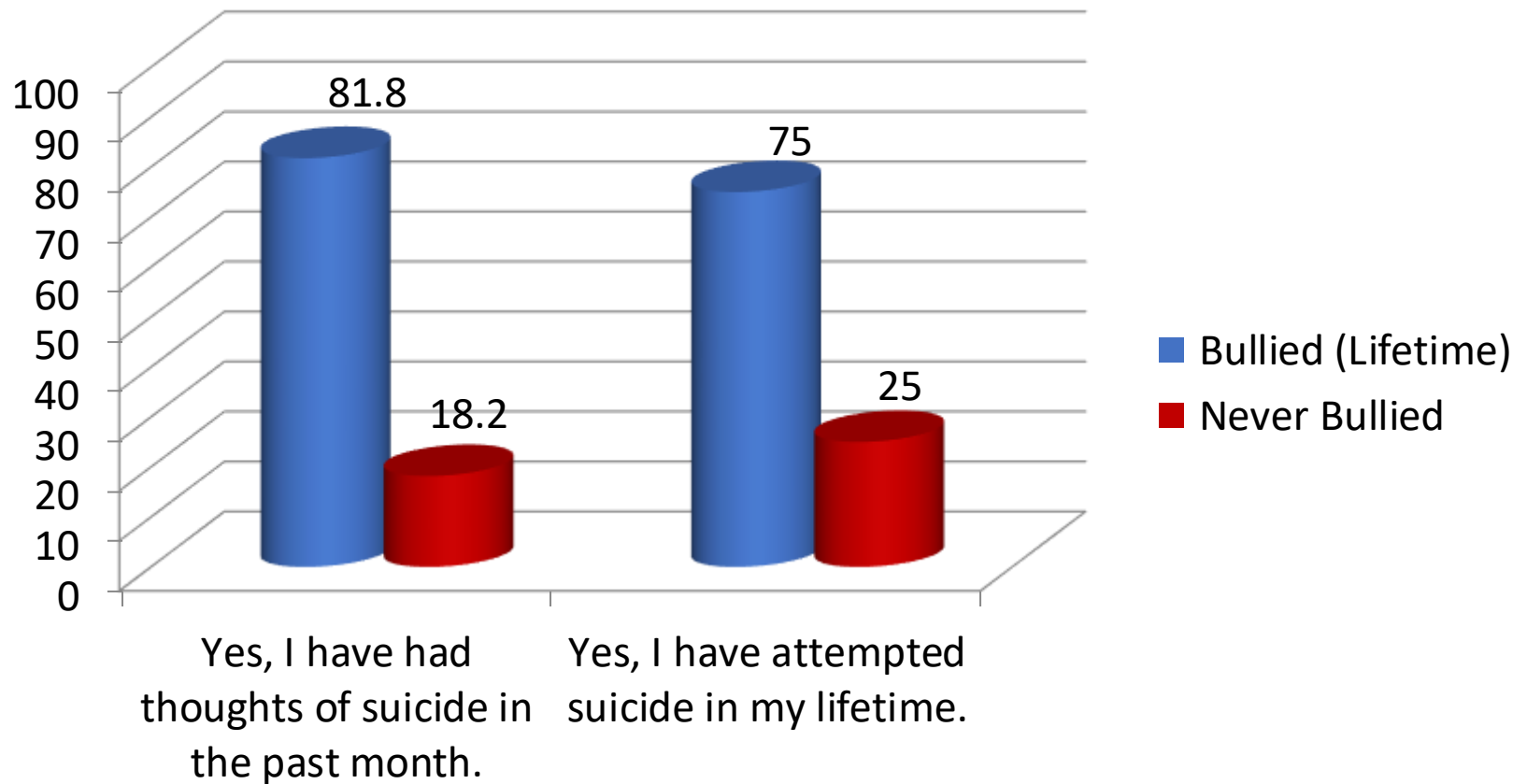


Self Mutilation – Lifetime Seniors 2004-2018 percent



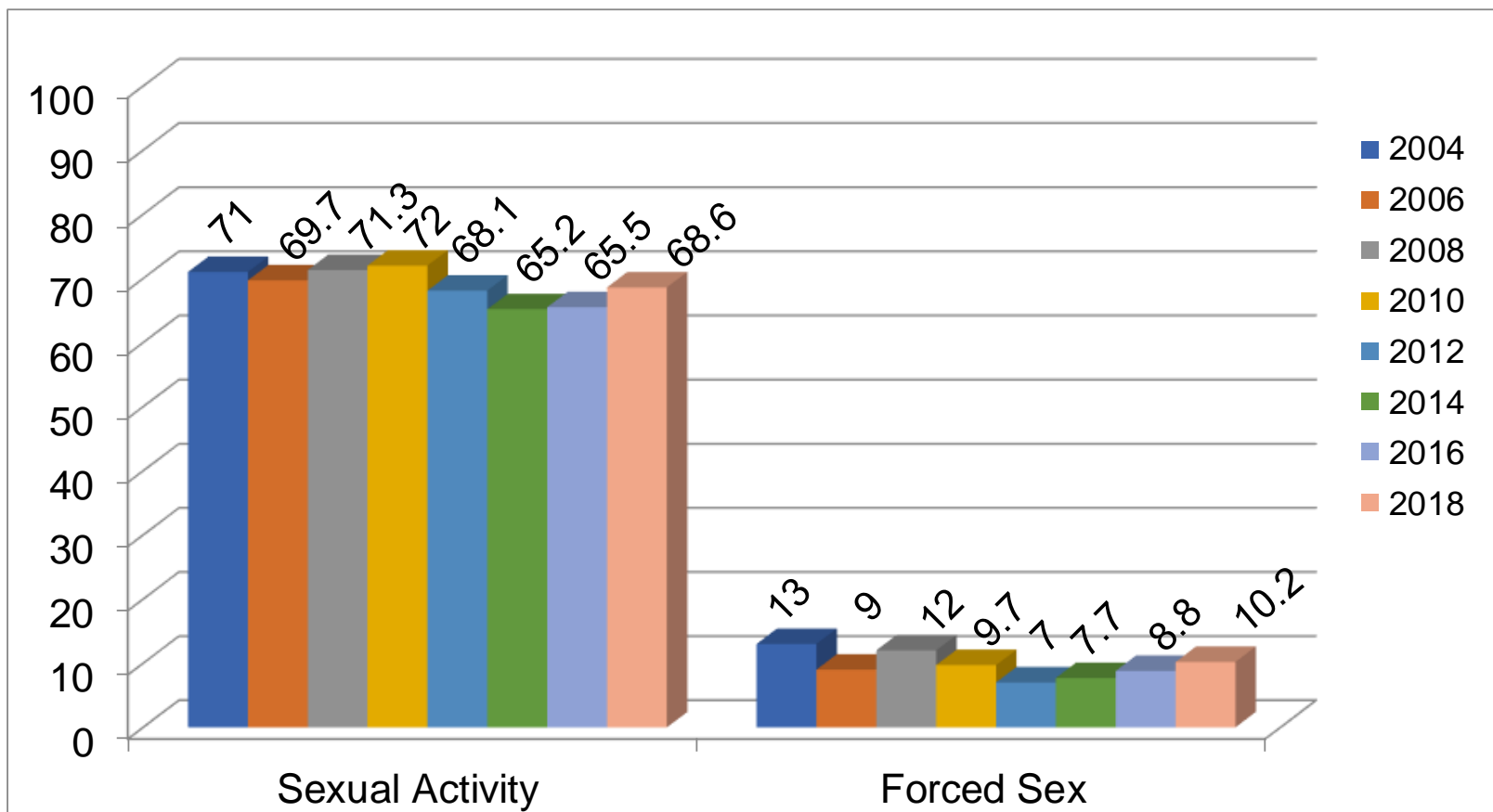
Bullying and Suicide

Seniors % 2018



Sexual Activity Lifetime

Seniors 2004 - 2018 percent

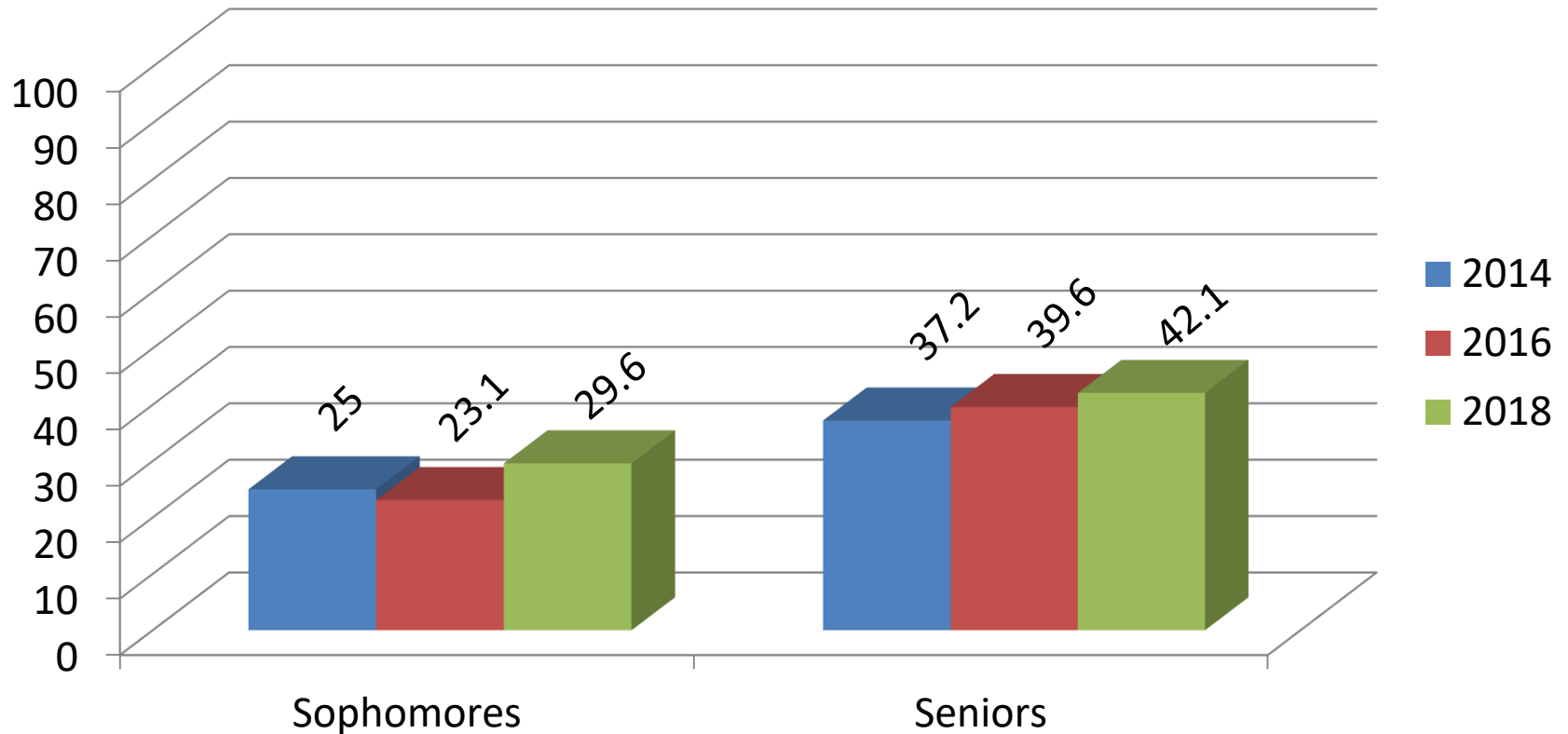


Sexting:

Have you ever sent a photo or video containing sexual content by texting, messaging or email? (yes response)

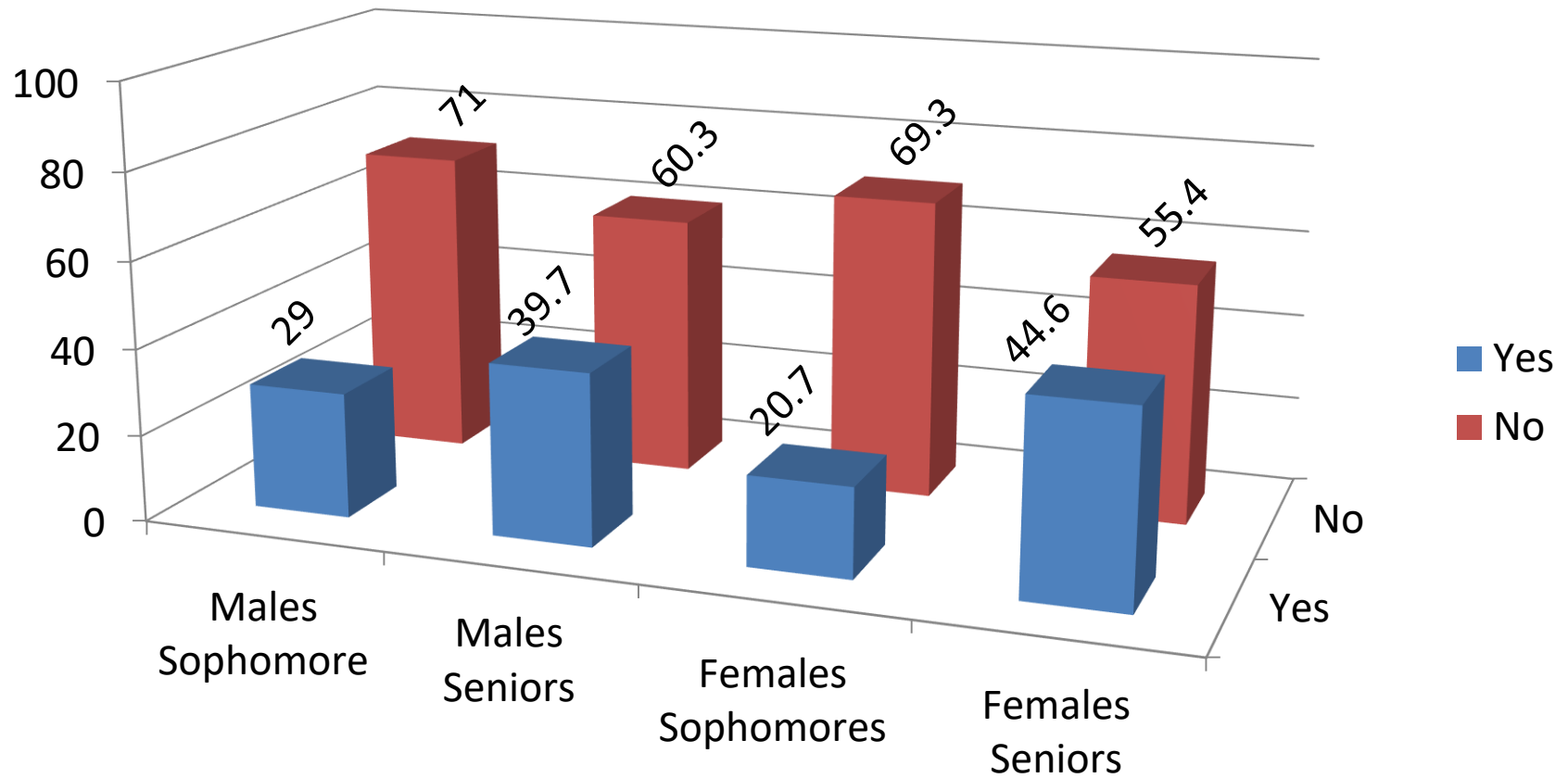
2014-2018

Percent



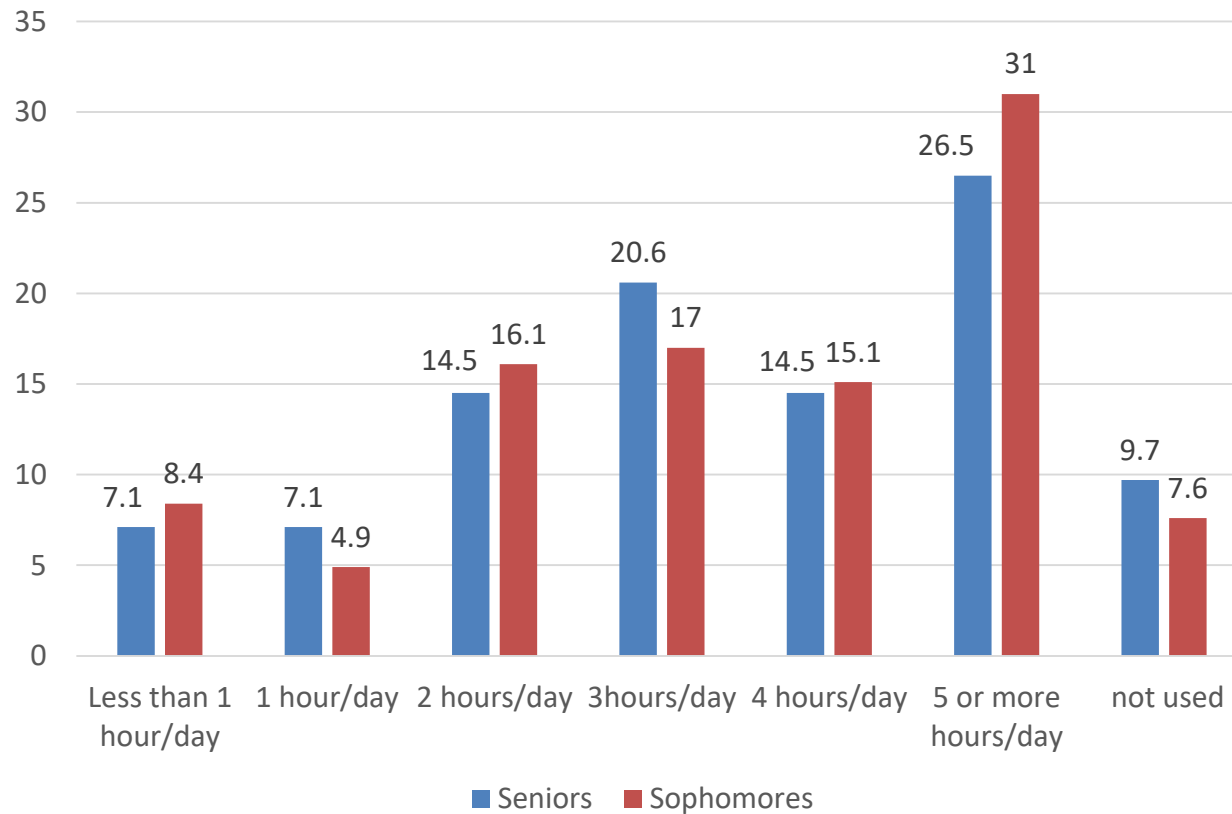
Sexting and Gender

2018 %



New Question 2018 - Computer

On an average school day how many hours do you play video or computer games or use a computer for something that is not schoolwork (count time spent on such things as Xbox, PlayStation, iPad, other tablet, smartphone, texting, YouTube Instagram, Facebook, or other social media)



New question 2018

How often do your parents monitor your social media activity?

Seniors

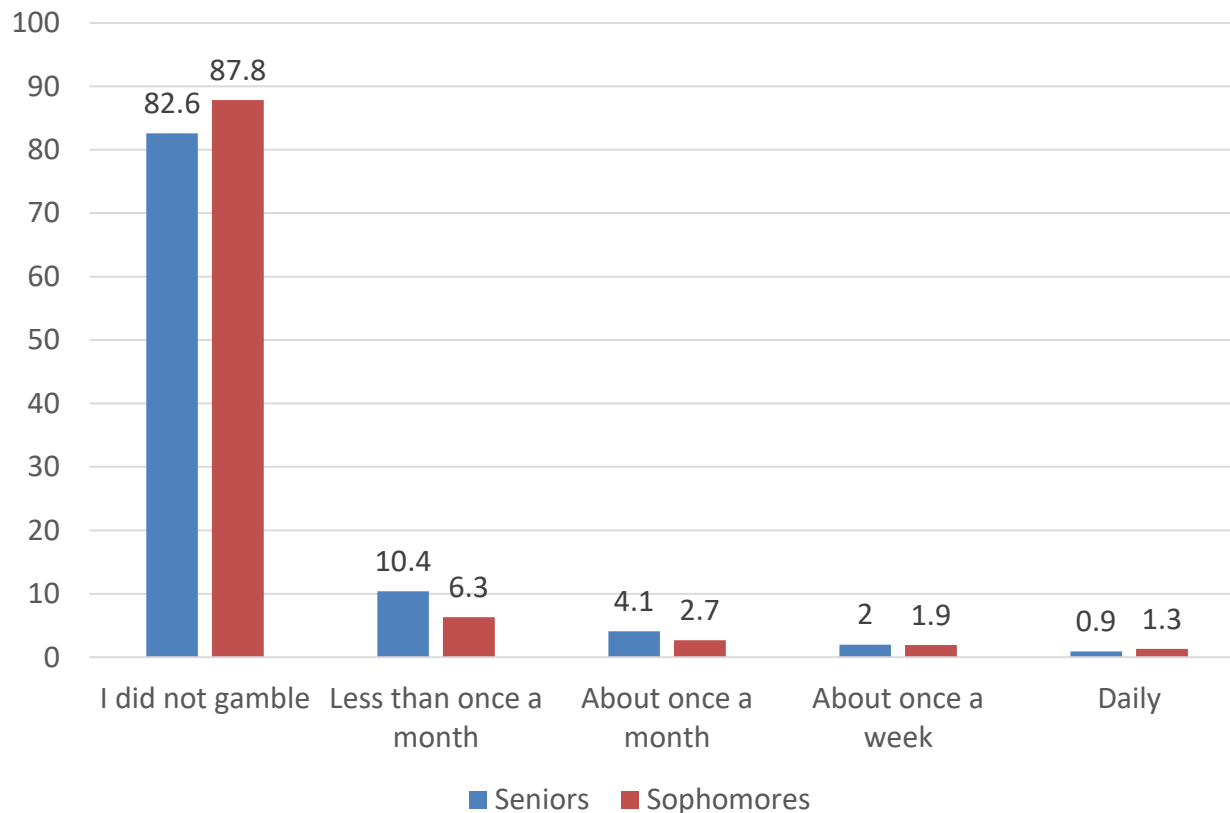
Always	Often	Seldom	Never
4.8%	10.6%	29.6%	55.0%

Sophomores

Always	Often	Seldom	Never
8.5%	17.7%	30.9%	42.8%

New Question 2018 - Gambling

During the past 12 months, how often did you gamble money or personal items while playing cards, betting on personal skills or sports teams, buying lottery tickets or scratch offs or using the internet?



Protective Factors

- Protective Factors
- Assets
- 6 to Succeed



Protective Factors 2018 Seniors

■ *Positive Youth Development*

- Participating in positive activities: faith, school sports, community activities

■ *Academic Achievement*

- Good grades and school attendance

■ *Trusted Adult* at Home or School

In 2014, Seniors reported that **88.0%** had a trusted adult at home and **71.8%** had a trusted adult at school.

In 2016, Seniors reported that **89.2%** had a trusted adult at home and **74.7%** had a trusted adult at school.

In 2018, Seniors reported that **87.6%** had a trusted adult at home and **68.9%** had a trusted adult at school.



Protective Factors 2018 Seniors

- ***Clear Boundaries & Expectations***
 - Parents: set rules, enforce rules for (Always/Often)
 - In 2014, **84.1%** of Senior reported their parents set clear rules and **80.2%** reported their parents enforce rules.
 - In 2016, **81.4%** of Senior reported their parents set clear rules and **77.9%** reported their parents enforce rules. (The 2016 figures illustrate a decrease in this protective factor since 2014.)
 - In 2018, **80.7%** ↓ of Seniors reported their parents set clear rules and **77.2%** ↓ reported their parents enforce rules. (The 2018 figures illustrate a decrease in this protective factor in 2014, 2016 and 2018.)

Parents Always and Often

	2004	2006	2008	2010	2012	2014	2016	2018	
Parents Involved In School	59	64	60.7	59	63.7	62.1	63.1	58.5	↓
Parents Set Clear Rules	78	81.7	76.7	79.1	80.5	84.1	81.4	80.7	↓
Parents Enforce Rules	75	76	76.6	74.2	77	80.2	77.9	77.2	↓

% Seniors 2004 - 2018

Protective Factors

Parents

2018 Seniors - % Who have never used

2018	% of total students surveyed	Parents set clear rules	Parents enforce rules	Parents talk about harmful effects	Parents are involved at school
Alcohol	29.6	41.2	40.9	41.6	41.0
Marijuana	60.0	68.2	68.4	67.0	66.6
Rx Drugs	95.6	96.4	97.0	97.2	97.8

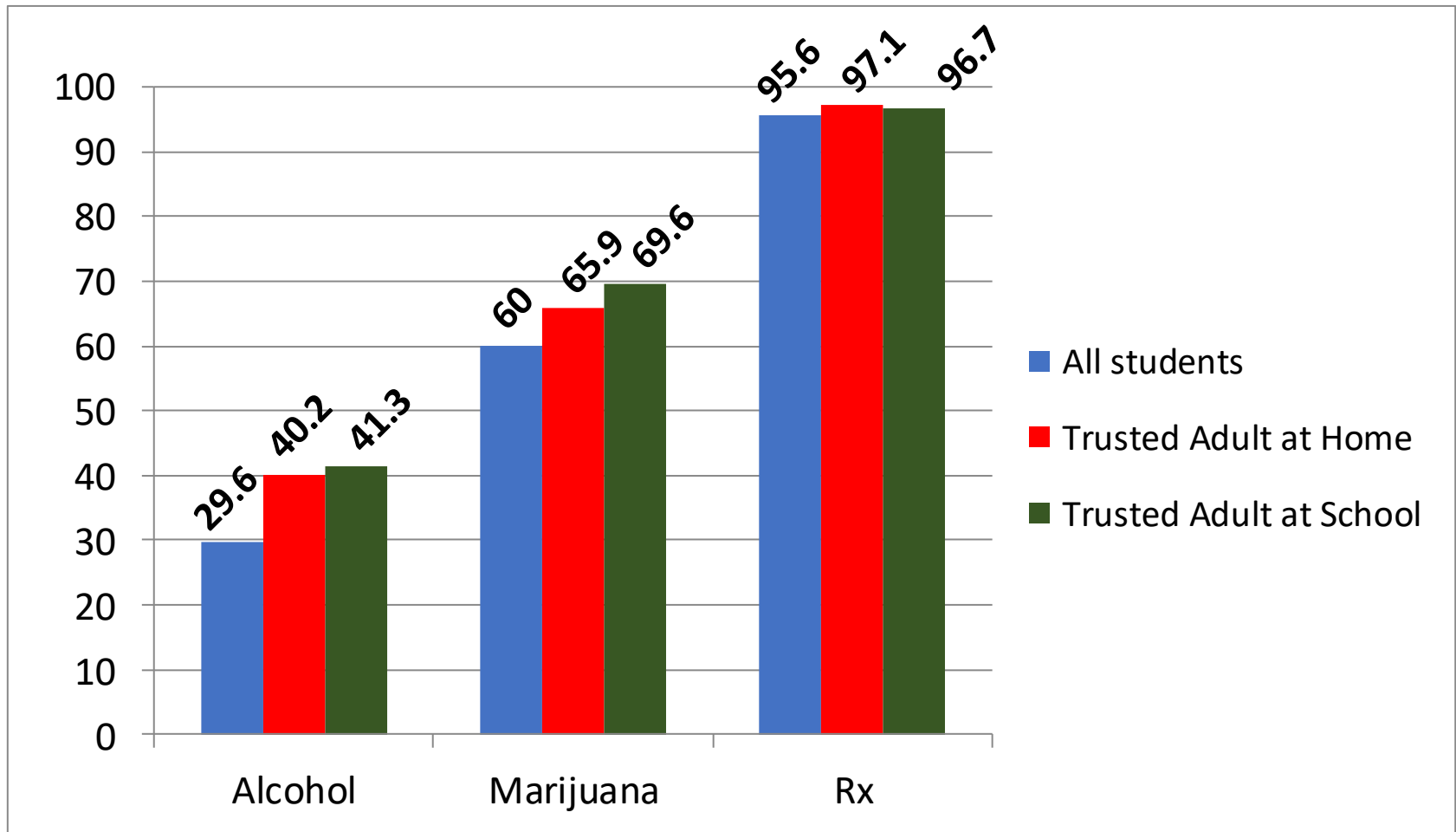
Protective Factors

School and Community Activities

2018 Seniors - % who have never used



2018	% of total students surveyed	Involved in community activities	Involved in school activities	Involved in school sports
Alcohol	29.6	45.1	39.4	39.3
Marijuana	60.0	75.2	68.8	66.4
Rx Drugs	95.6	96.7	96.6	96.7

Impact of Trusted Adult on Substance Use – % of Seniors who have never used... 2018





Alcohol Use, Assets and Gender

Seniors who have never used... 2018

Assets	Male 	Female 	% of all students who have never used
School Activities	41.5	37.0	29.6
School Sports	41.0	37.3	29.6
Parents Set Rules	42.9	39.4	29.6
Discuss effects of drugs & alcohol	42.7	41.0	29.6
Involved in education	40.5	41.4*	29.6
Monitor Social Media	48.0*	38.2	29.6

Marijuana Use, Assets and Gender



Seniors who have never used... 2018

Assets	Male 	Female 	% of all students who have never used
School Activities	67.1	69.2	60.0
School Sports	66.9	65.0	60.0
Parents Set Rules	66.3	70.8	60.0
Discuss effects of drugs & alcohol	64.9	69.5	60.0
Involved in education	64.5	68.9	60.0
Monitor Social Media	68.0*	70.9*	60.0

Rx Use, Assets and Gender

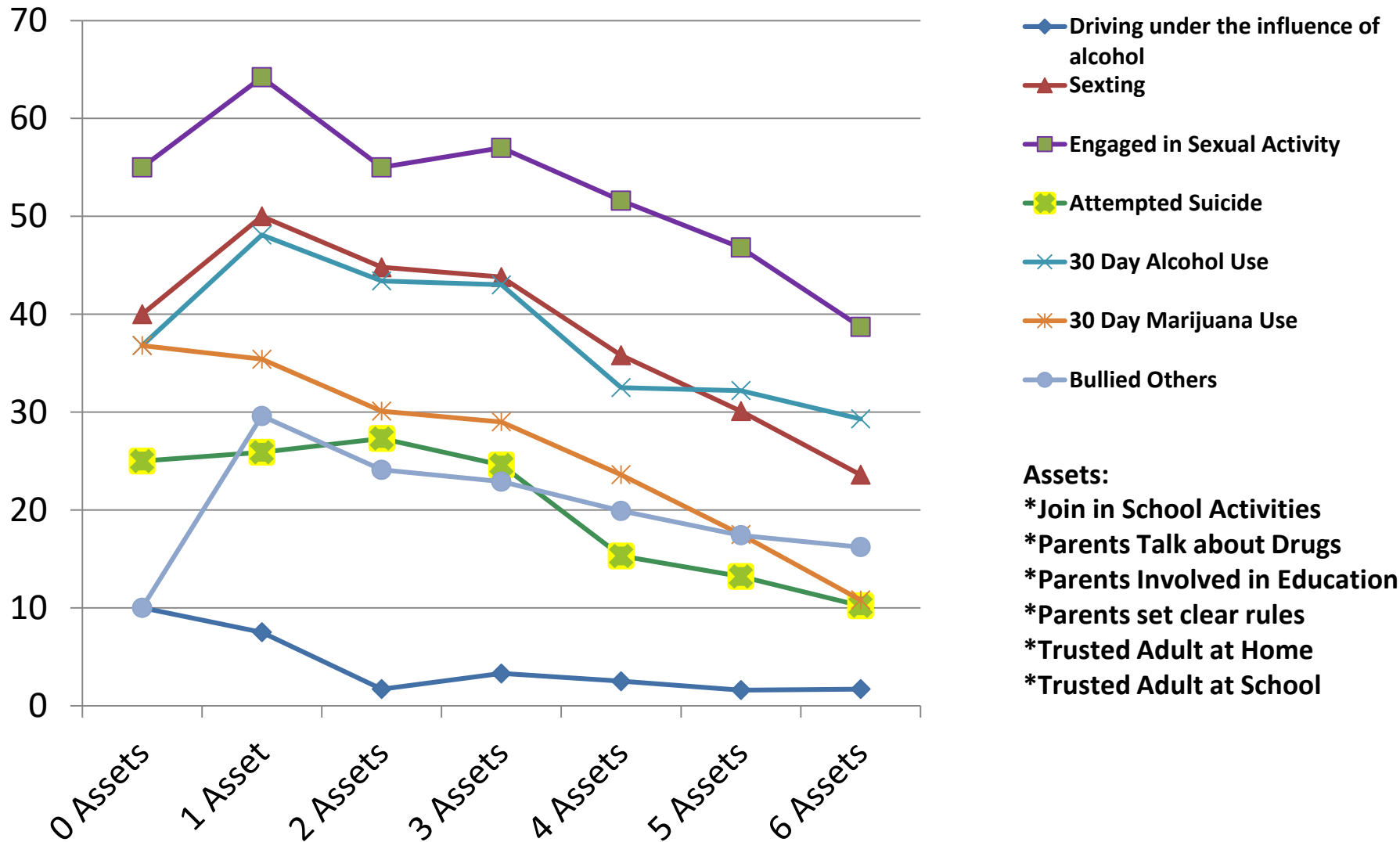
Seniors who have never used... 2018

Percent %

Assets	Male 	Female 	% of all students who have never used
School Activities	97.1	96.5	95.6
School Sports	96.6	96.6	95.6
Parents Set Rules	96.7	96.3	95.6
Discuss effects of drugs & alcohol	97.3	97.3	95.6
Involved in education	97.6*	97.9	95.6
Monitor Social Media	96.0	98.2*	95.6

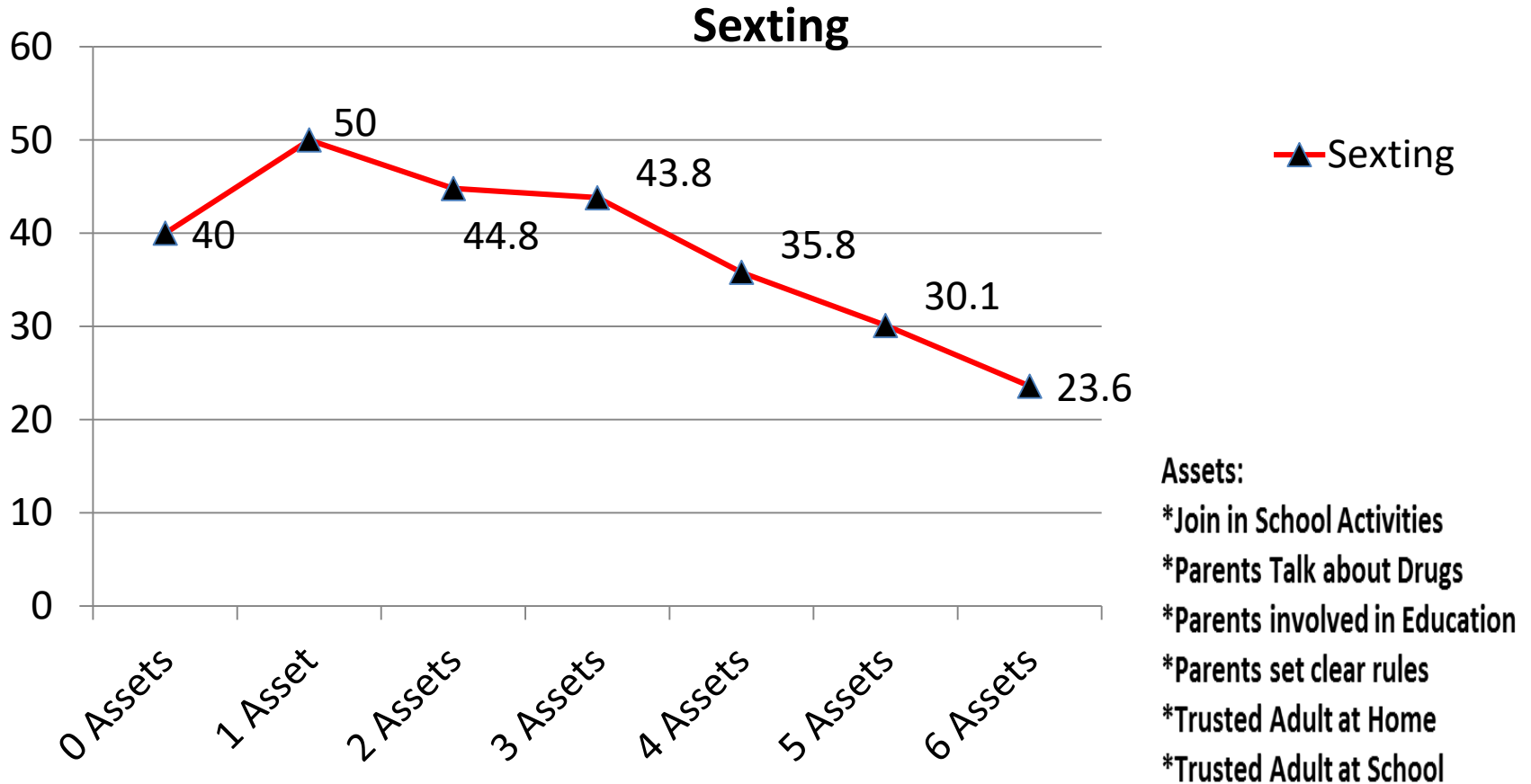
6 to Succeed

Seniors and Sophomores Combined 2018



6 to Succeed

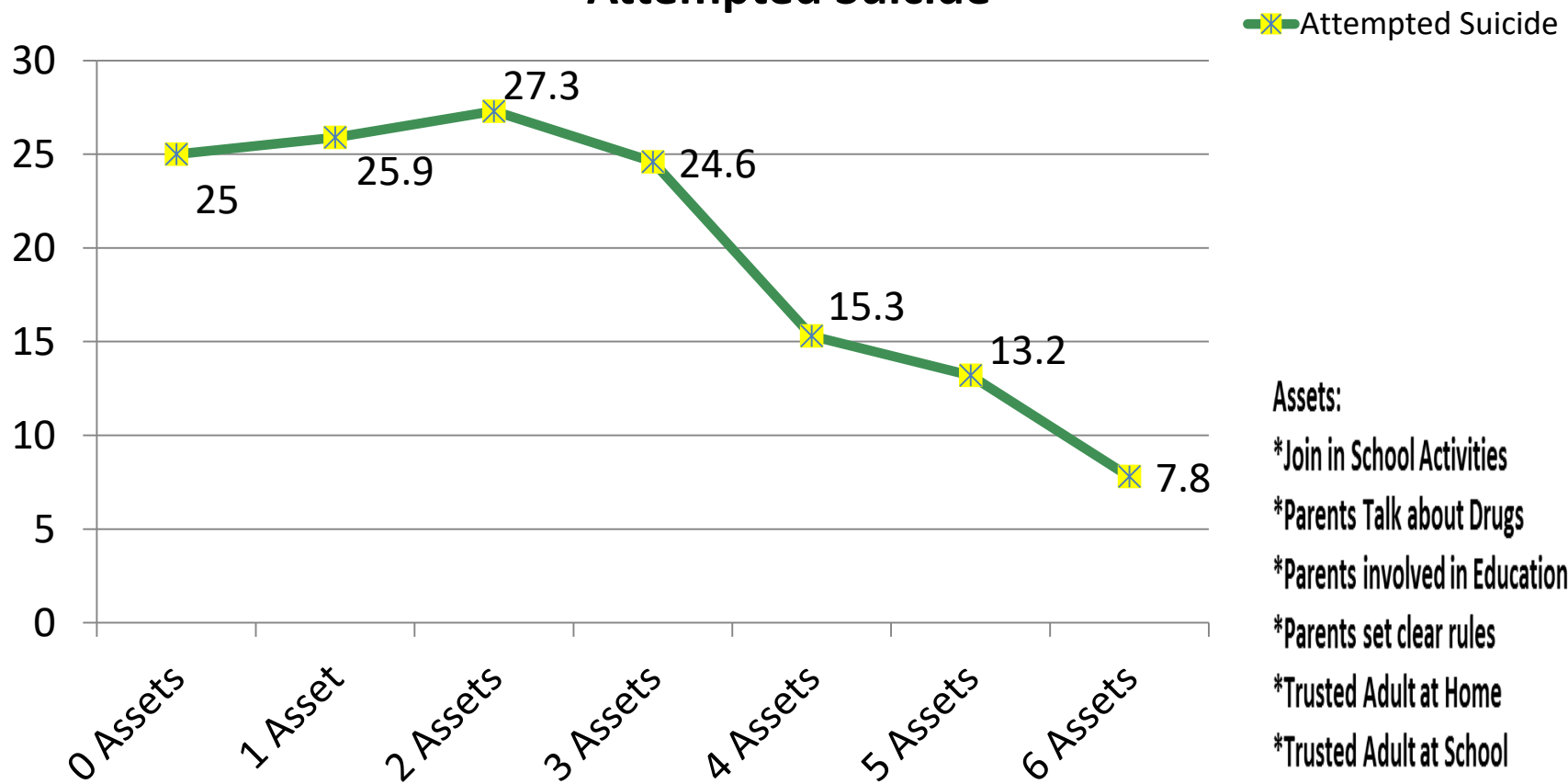
Seniors and Sophomores Combined 2018



6 to Succeed

Seniors and Sophomores Combined 2018

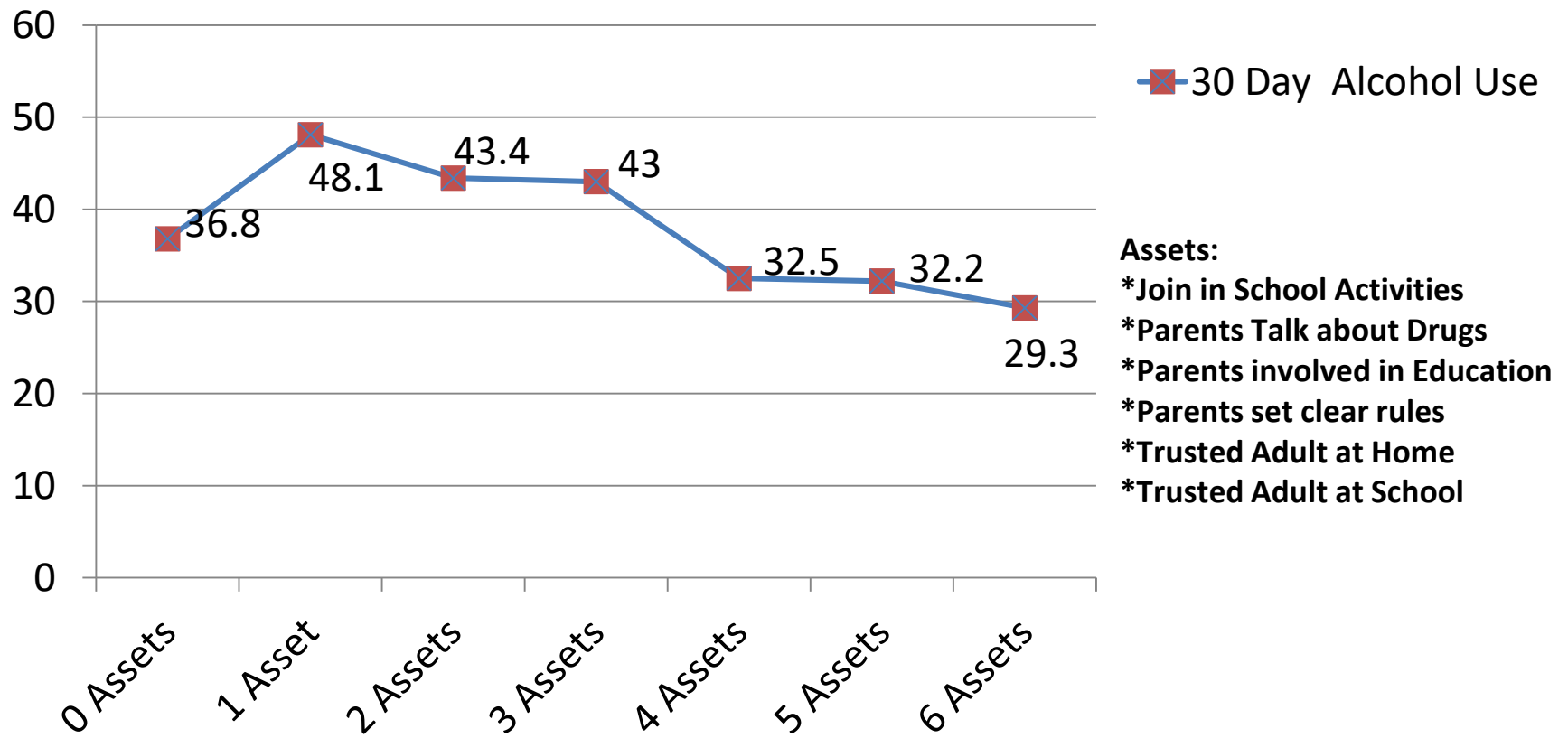
Attempted Suicide



6 to Succeed

Seniors and Sophomores Combined 2018

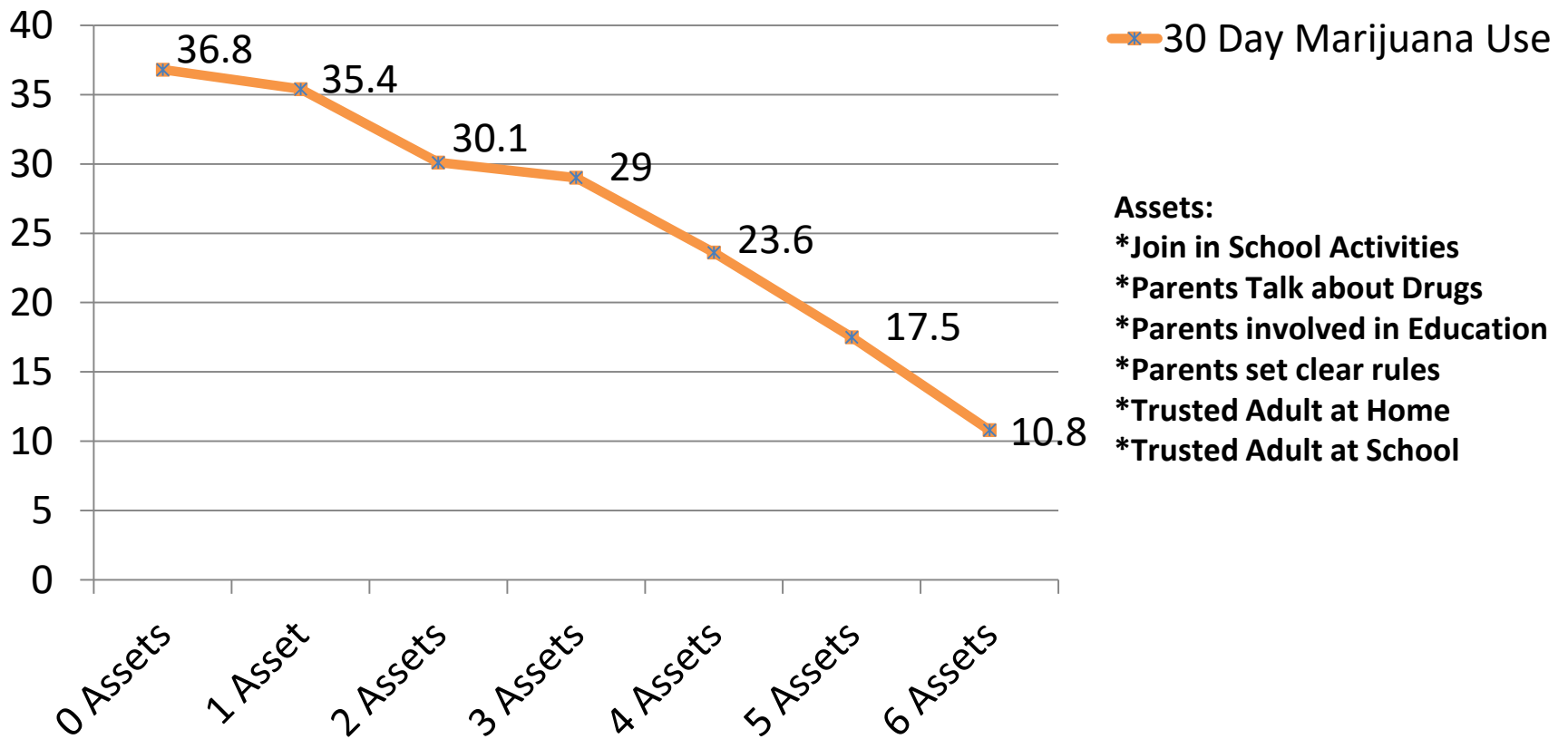
30 Day Alcohol Use



6 to Succeed

Seniors and Sophomores Combined 2018

30 Day Marijuana Use



Key Points: Alcohol

- Alcohol is the most used substance by Fairfield County youth – Lifetime prevalence for seniors is 70.4% compared to the Nation at 61.5%
- Alcohol is the easiest substance for high school seniors to access.
- The age of onset is 15.01 yrs. old
- Youth who start drinking before the age of 15 are five times more likely to develop alcohol dependence or abuse later in life than those who begin drinking at or after the age of 21 years.

Key Points: Marijuana

- Thirty-day use of marijuana is higher than thirty-day use of tobacco (18.2%, 7.8% respectively) and only 3.6% points from alcohol use.
- The perception of risk and peer attitude toward marijuana is concerning.
- Marijuana is seen as a low risk substance
- Youth perceive it is riskier to drink alcohol and take prescription drugs than to smoke pot.
- Dabs and Wax are being used.
- Medical Marijuana is now legal in Ohio!

Key Points: Rx Drugs

- Lifetime use of Rx Drugs for Fairfield County Seniors decreased to 4.4% and 30-Day use decreased to 0.8% from 1.0% in 2016.
- Ease of Access has decreased so it is more difficult for youth to obtain Rx Drugs.
- Perception of Harm for Seniors has decreased from 89.1% in 2014 to 88.8% in 2016 to 86.1% in 2018
- Fairfield County must continue its prevention, education and intervention efforts!

Key Points: Synthetics Education, Policy and Enforcement are key tools to reducing substance use

- Lifetime Use for all seniors dropped from 11.4% in 2012 to 6.1 % in 2014 to 2.9% in 2016 to 1.6% in 2018
- 30 Day Use for all seniors dropped from 1.4% in 2012 to 0.1% in 2018
- Ease of Access dropped from
 - 29.4% in 2012 to 22.1% in 2014 to 16.7% in 2016 to 15.4% in 2018 (Seniors)

.

Key Points: Behavioral Health

For Fairfield County Seniors:

- Suicidal Thoughts have increased
- Suicidal Attempts have increased
- Self Mutilation Rates have increased
- Sexting has increased

These are all areas of concern for our youth!

Key Points:

Parents and Adults...keep talking!!

- Ask open-ended questions and then listen. Resist the temptation to dominate the conversation.
- Be a Good Role Model for Teens
- Promote Positive Behavior
- Be Honest with the Teen
- Monitor Your Child
- **ASSETS AND ADULTS DO MATTER!!!**

Concluding Messages

- Use rates in Fairfield County are fluctuating
- Protective Factors need to continue to keep our teens healthy and thriving
- Collaboration is effective and necessary to drive substance use rates down

Thank you to our school partners!

Participating Schools

Amanda -Clearcreek Local School District
Berne Union Local School District
Bloom - Carroll Local School District
Fairfield Union Local School District
Lancaster City School District
Liberty Union -Thurston Local School District
Pickerington Local School District - Central
Pickerington Local School District - North
Walnut Township Local School District

For more information or to schedule a presentation contact:
Toni Ashton, MEd, LSW, OCPC
Prevention Coordinator
Fairfield County ADAMH Board

740.654.0829 ext. 227

tashton@ohiopps.org

